

# FACTS

## Wholesale Trade and Retail Trade



### Industry Highlights

The Wholesale Trade and Retail Trade Industry captures operations involved in the wholesale and retail of products and services such as food and beverages, apparel and dry goods, household goods, motor vehicle parts and accessories, hardware, plumbing, heating and building materials, machinery, equipment and supplies.

Between 2020 and 2024, annual average employment\* increased by 7.6%, from 35,300 to 38,000 in the industry.

Lost-time incidence rate decreased

26.9 per cent

from 1.38 to 1.01 in the past 5 years

WHOLESALE AND RETAIL TRADE

Back injury rate decreased

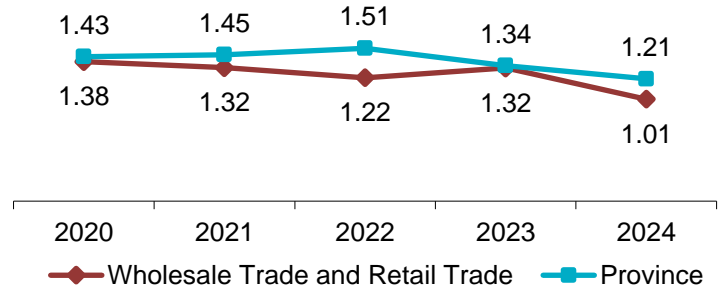
33.8 per cent

from 3.94 to 2.61 since 2020

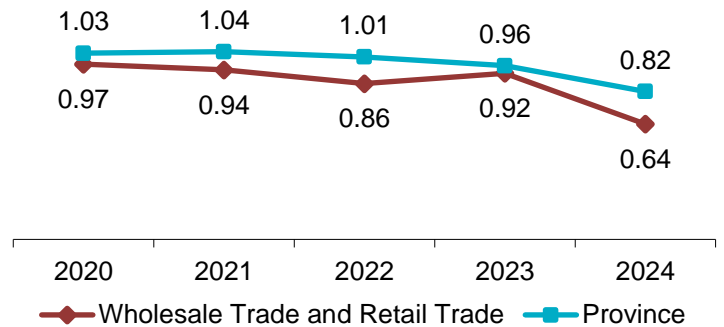
\*Source: Statistics Canada

## Industry Facts 2024

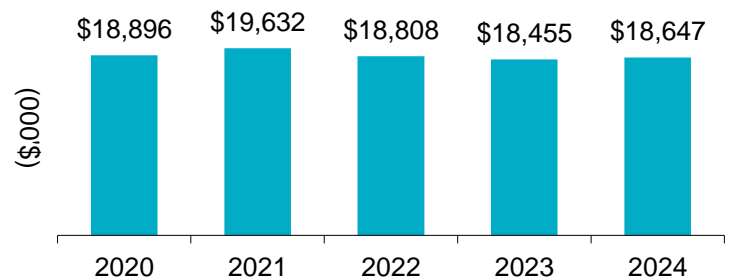
Lost-time Incidence Rate/100 Employees



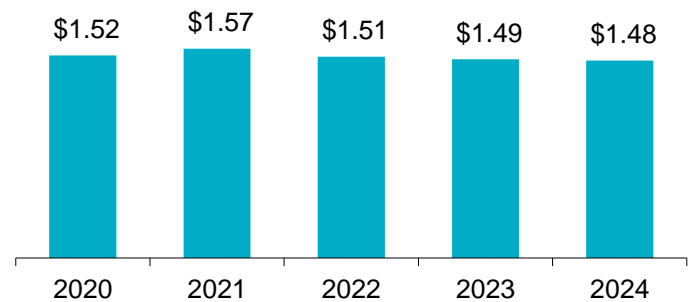
Soft Tissue Incidence Rate/100 Employees



Total Claim Payments



Average Assessment Rate



### For more information

Contact WorkplaceNL at: 709.778.1552 or 1.800.563.9000  
w workplacenl.ca

# WorkplaceNL

Health | Safety | Compensation

# FACTS

## Wholesale Trade and Retail Trade Industry Highlights *continued*

### Wholesale and Retail Trade

### Province

	2020	2021	2022	2023	2024	2020	2021	2022	2023	2024
Lost-time Claims	487	507	464	482	383	3,106	3,259	3,540	3,193	2,971
Health Care Only Claims	139	144	118	105	92	1,161	1,130	1,190	1,093	1,032
Fatality Claims	0	0	1	0	2	35	18	30	15	26
Paid Weeks (000's)	33.8	35.2	31.8	31.0	29.8	262.4	265.1	259.0	256.0	248.0

### Lost-time claims by top 5 type of accidents, 2020-2024

Type of Accident	% Total Lost-time Claims
Overexertion in lifting	17%
Fall to floor, walkway, or other surface	15%
Bodily reaction and exertion	8%
Repetitive motion	5%
Struck by falling object	4%

### Lost-time claims by top 5 nature of injuries, 2020-2024

Nature of Injury	% Total Lost-time Claims
Sprains, strains, tears	30%
Soreness, pain, hurt, except the back	12%
Back pain, hurt back	10%
Fractures	8%
Cuts, lacerations	6%

### Lost-time claims by top 5 parts of body injured, 2020-2024

Body Part	% Total Lost-time Claims
Multiple body parts	13%
Shoulder, clavicle, scapula, trapezius	9%
Lumbo-sacral region	8%
Lower back	7%
Knee(s)	5%

### Lost-time claims by top 5 occupations, 2020-2024

Occupations	% Total Lost-time Claims
Retail salespersons and sales clerks	16%
Grocery clerks/store shelf stockers	16%
Auto service technicians/truck mechanics	13%
Material handlers	7%
Cashiers	7%

e [safety@workplacenl.ca](mailto:safety@workplacenl.ca)

### For more information

Contact WorkplaceNL at: 709.778.1552 or 1.800.563.9000  
w [workplacenl.ca](http://workplacenl.ca)

**WorkplaceNL**

Health | Safety | Compensation