

# FACTS

## Transportation and Storage



### Industry Highlights

The Transportation and Storage Industry captures air, rail, truck, water transport services; public transit systems; and storage and warehousing services.

Between 2020 and 2024, annual average employment\* increased by 31.3%, from 9,900 to 13,000 in the industry.

Lost-time incidence rate decreased

38.2 per cent

from 1.77 to 1.09 since 2020

TRANSPORTATION AND STORAGE

Serious injury rate decreased

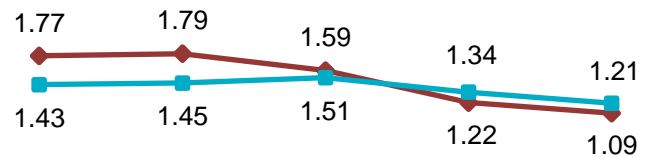
40.2 per cent

from 28.28 to 16.92 in the past 5 years

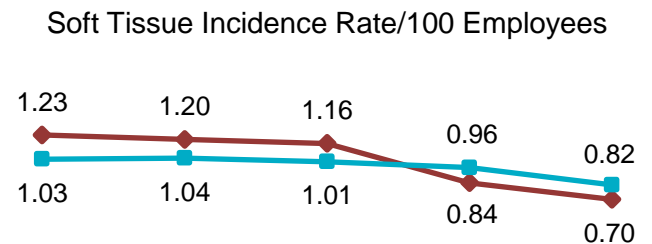
\*Source: Statistics Canada

## Industry Facts 2024

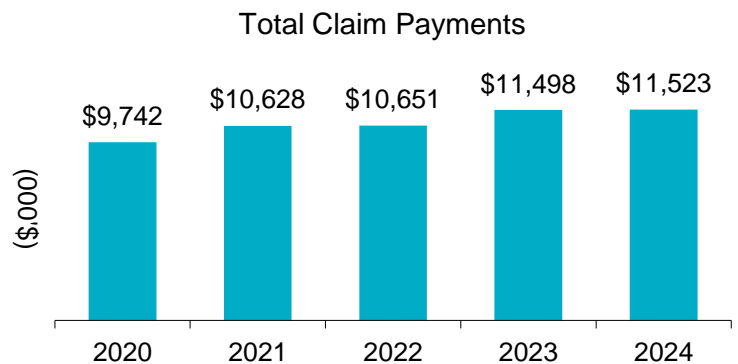
Lost-time Incidence Rate/100 Employees



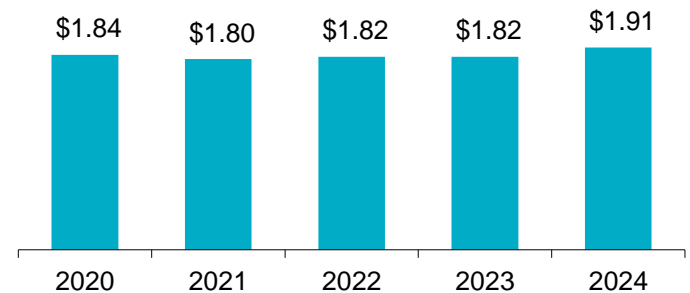
Soft Tissue Incidence Rate/100 Employees



Total Claim Payments



Average Assessment Rate



For more information

Contact WorkplaceNL at: 709.778.1552 or 1.800.563.9000  
w workplacenl.ca

**WorkplaceNL**

Health | Safety | Compensation

# FACTS

## Transportation and Storage Industry Highlights *continued*

### Transportation and Storage

	2020					Province				
	2020	2021	2022	2023	2024	2020	2021	2022	2023	2024
Lost-time Claims	175	147	177	157	142	3,106	3,259	3,540	3,193	2,971
Health Care Only Claims	38	46	34	42	31	1,161	1,130	1,190	1,093	1,032
Fatality Claims	2	0	2	1	3	35	18	30	15	26
Paid Weeks (000's)	14.7	15.3	14.6	15.3	13.9	262.4	265.1	259.0	256.0	248.0

### Lost-time claims by top 5 type of accidents, 2020-2024

Type of Accident	% Total Lost-time Claims
Fall to floor, walkway, or other surface	16%
Overexertion in lifting	11%
Bodily reaction and exertion	9%
Overexertion in pulling or pushing objects	5%
Bending/climbing/crawling/reaching/twisting	5%

### Lost-time claims by top 5 parts of body injured, 2020-2024

Body Part	% Total Lost-time Claims
Multiple body parts	13%
Lumbo-sacral region	9%
Shoulder, clavicle, scapula, trapezius	9%
Ankle(s)	8%
Lower back	8%

### Lost-time claims by top 5 nature of injuries, 2020-2024

Nature of Injury	% Total Lost-time Claims
Sprains, strains, tears	31%
Soreness, pain, hurt, except the back	12%
Fractures	12%
Back pain, hurt back	8%
Bruises, contusions	5%

### Lost-time claims by top 5 occupations, 2020-2024

Occupations	% Total Lost-time Claims
Truck drivers	24%
Couriers and door-to-door distributors	16%
Air transport ramp attendants	10%
Material handlers	5%
Deck crew water transport	4%

e [safety@workplacenl.ca](mailto:safety@workplacenl.ca)

### For more information

Contact WorkplaceNL at: 709.778.1552 or 1.800.563.9000  
w [workplacenl.ca](http://workplacenl.ca)

**WorkplaceNL**

Health | Safety | Compensation