

FACTS

Mining, Oil and Gas



Industry Highlights

The Mining, Oil and Gas Industry captures surface and underground mining of various minerals, as well as onshore and offshore oil and gas exploration, development and production.

Between 2020 and 2024, annual average employment* increased by 62.5%, from 8,800 to 14,300 in the industry.

Lost-time incidence rate is

2.7

times lower than the provincial rate

MINING, OIL AND GAS

Since 2020, occupational disease rate decreased

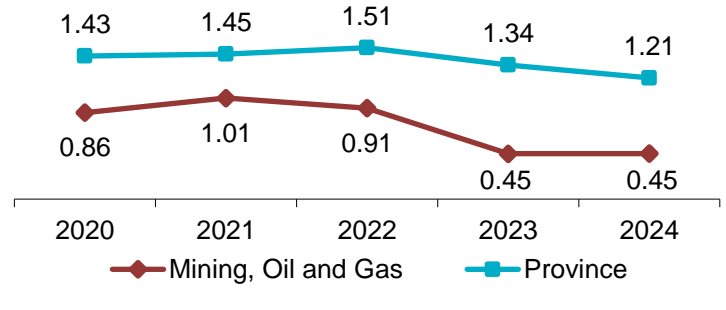
30.8

per cent from 18.18 to 12.59

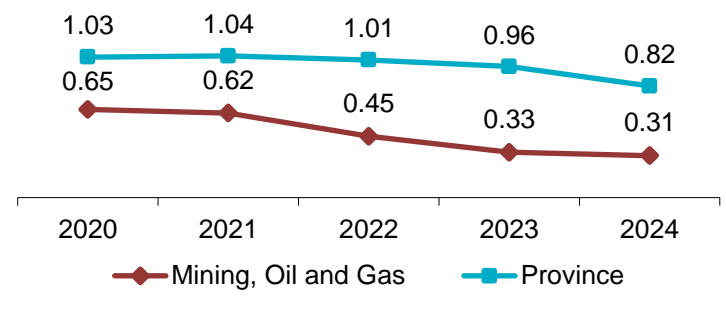
*Source: Statistics Canada

Industry Facts 2024

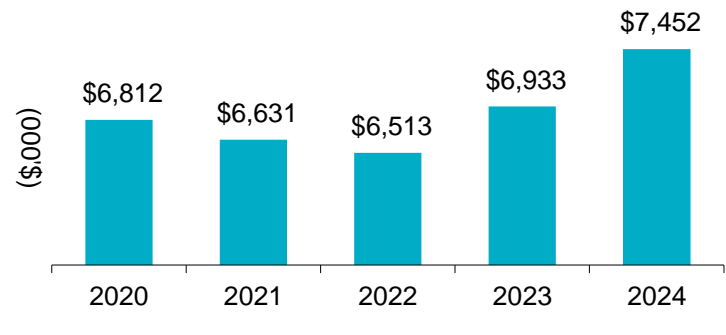
Lost-time Incidence Rate/100 Employees



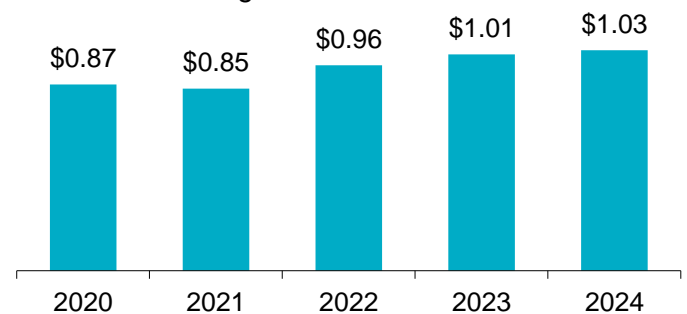
Soft Tissue Incidence Rate/100 Employees



Total Claims Payments



Average Assessment Rate



For more information

Contact WorkplaceNL at: 709.778.1552 or 1.800.563.9000
w workplace.nl.ca

WorkplaceNL

Health | Safety | Compensation

FACTS

Mining, Oil and Gas Industry Highlights *continued*

Mining, Oil and Gas

Province

	2020	2021	2022	2023	2024	2020	2021	2022	2023	2024
Lost-time Claims	76	104	109	64	65	3,106	3,259	3,540	3,193	2,971
Health Care Only Claims	28	37	33	23	26	1,161	1,130	1,190	1,093	1,032
Fatality Claims	9	5	6	5	6	35	18	30	15	26
Paid Weeks (000's)	5.7	6.0	5.4	6.6	5.9	262.4	265.1	259.0	256.0	248.0

Lost-time claims by top 5 type of accidents, 2020-2024

Type of Accident	% Total Lost-time Claims
Fall to floor, walkway, or other surface	14%
Contact with objects and equipment	10%
Bodily reaction and exertion	8%
Overexertion in lifting	8%
Exposure caustic/noxious/allergenic substances	5%

Lost-time claims by top 5 nature of injuries, 2020-2024

Nature of Injury	% Total Lost-time Claims
Sprains, strains, tears	31%
Soreness, pain, hurt, except the back	12%
Back pain, hurt back	9%
Fractures	8%
COVID-19 (when diagnosed with)	5%

Lost-time claims by top 5 parts of body injured, 2020-2024

Body Part	% Total Lost-time Claims
Multiple body parts	9%
Lumbo-sacral region	9%
Shoulder, clavicle, scapula, trapezius	8%
Finger(s), fingernail(s)	8%
Lower back	7%

Lost-time claims by top 5 occupations, 2020-2024

Occupations	% Total Lost-time Claims
Heavy equipment operators-except crane	18%
Drillers/blasters/surface miners	8%
Welders and related machine operators	7%
Machine operators mineral/metal process	7%
Construction millwrights/mechanics	6%

e safety@workplacenl.ca

For more information

Contact WorkplaceNL at: 709.778.1552 or 1.800.563.9000
w workplacenl.ca

WorkplaceNL

Health | Safety | Compensation