


FACTS

Manufacturing



Industry Highlights

The Manufacturing Industry captures manufacturing, processing, and packaging of items such as food products, beverages, plastics, clothing, furniture, household products, metal products, machinery, equipment, concrete products and petroleum.

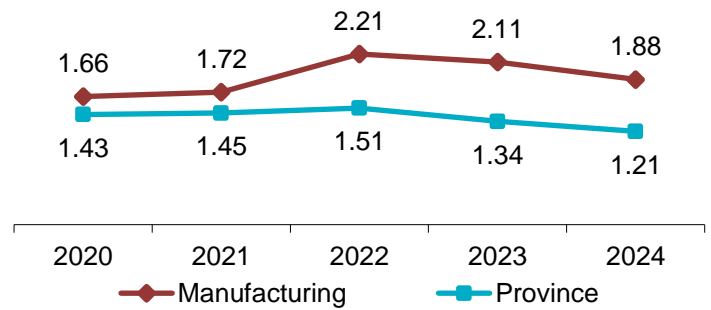
Between 2020 and 2024, annual average employment* decreased by 3.2%, from 6,200 to 6,000 in the industry.



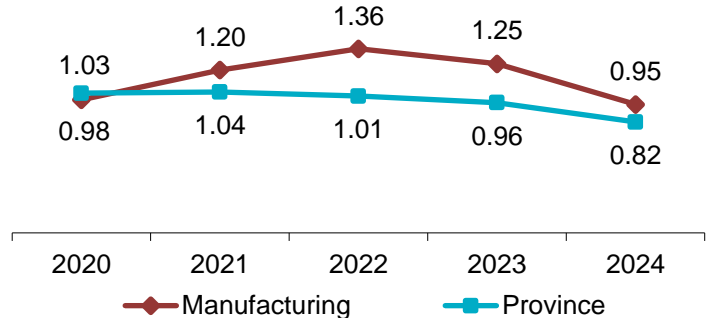
*Source: Statistics Canada

Industry Facts 2024

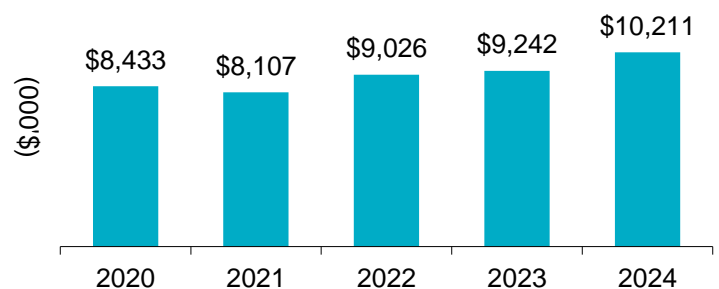
Lost-time Incidence Rate/100 Employees



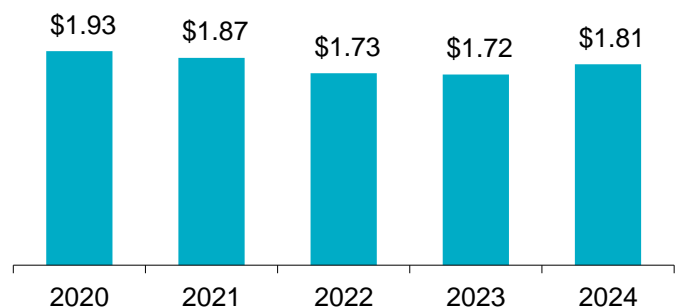
Soft Tissue Incidence Rate/100 Employees



Total Claim Payments



Average Assessment Rate



For more information

Contact WorkplaceNL at: 709.778.1552 or 1.800.563.9000
w workplacenl.ca

WorkplaceNL

Health | Safety | Compensation

FACTS

Manufacturing Industry Highlights

continued

Manufacturing

Province

	2020	2021	2022	2023	2024	2020	2021	2022	2023	2024
Lost-time Claims	103	110	135	135	113	3,106	3,259	3,540	3,193	2,971
Health Care Only Claims	47	45	42	39	35	1,161	1,130	1,190	1,093	1,032
Fatality Claims	4	1	3	1	2	35	18	30	15	26
Paid Weeks (000's)	14.7	13.7	13.5	14.4	14.6	262.4	265.1	259.0	256.0	248.0

Lost-time claims by top 5 type of accidents, 2020-2024

Type of Accident	% Total Lost-time Claims
Overexertion in lifting	11%
Fall to floor, walkway, or other surface	10%
Bodily reaction and exertion	7%
Caught in/compressed by equipment/objects	5%
Contact with objects and equipment	5%

Lost-time claims by top 5 nature of injuries, 2020-2024

Nature of Injury	% Total Lost-time Claims
Sprains, strains, tears	24%
Soreness, pain, hurt, except the back	11%
Back pain, hurt back	9%
Fractures	8%
Cuts, lacerations	7%

Lost-time claims by top 5 parts of body injured, 2020-2024

Body Part	% Total Lost-time Claims
Multiple body parts	9%
Lumbo-sacral region	9%
Shoulder, clavicle, scapula, trapezius	8%
Finger(s), fingernail(s)	8%
Lower back	7%

Lost-time claims by top 5 occupations, 2020-2024

Occupations	% Total Lost-time Claims
Labourers food beverage processing	14%
Welders and related machine operators	10%
Construction trades helpers labourers	7%
Other trades helpers labourers	6%
Labourers processing/manufacturing/utilities	4%

e safety@workplacenl.ca

For more information

Contact WorkplaceNL at: 709.778.1552 or 1.800.563.9000
w workplacenl.ca

WorkplaceNL

Health | Safety | Compensation