

# FACTS

## Health Care and Social Services



### Industry Highlights

The Health Care and Social Services Industry captures hospitals, nursing homes, social services, day care services, physicians' offices, and health and community services.

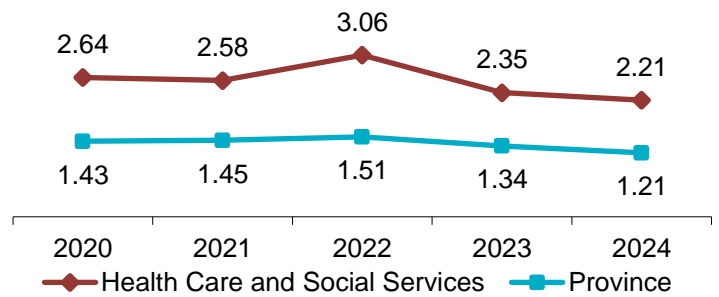
Between 2020 and 2024, annual average employment\* increased by 16.4%, from 40,900 to 47,600 in the industry.



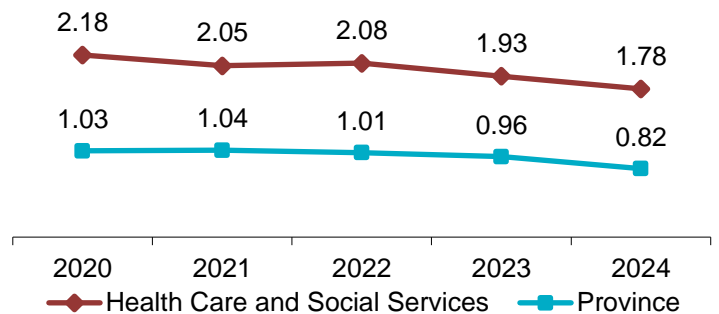
\*Source: Statistics Canada

## Industry Facts 2024

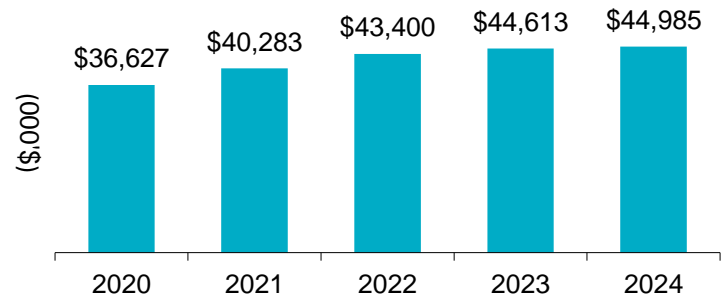
Lost-time Incidence Rate/100 Employees



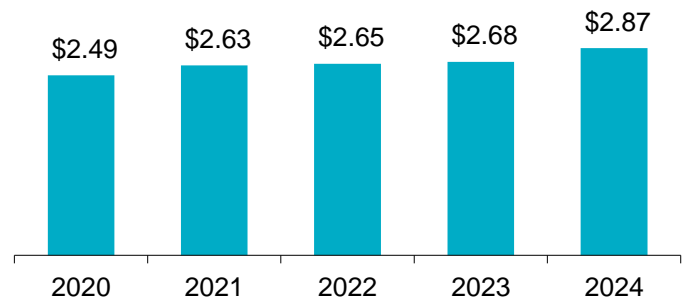
Soft Tissue Incidence Rate/100 Employees



Total Claim Payments



Average Assessment Rate



For more information

Contact WorkplaceNL at: 709.778.1552 or 1.800.563.9000  
w workplace.nl.ca

WorkplaceNL

Health | Safety | Compensation

# FACTS

## Health Care and Social Services Industry Highlights *continued*

### Health Care and Social Services

### Province

	2020	2021	2022	2023	2024	2020	2021	2022	2023	2024
Lost-time Claims	1,078	1,124	1,364	1,076	1,050	3,106	3,259	3,540	3,193	2,971
Health Care Only Claims	302	308	247	254	218	1,161	1,130	1,190	1,093	1,032
Fatality Claims	1	0	0	0	0	35	18	30	15	26
Paid Weeks (000's)	67.4	71.3	72.8	70.7	68.2	262.4	265.1	259.0	256.0	248.0

### Lost-time claims by top 5 type of accidents, 2020-2024

Type of Accident	% Total Lost-time Claims
Bodily reaction and exertion	23%
Fall to floor, walkway, or other surface	12%
Overexertion in lifting	8%
Assaults/violent acts/harassment by persons	7%
Repetitive motion	5%

### Lost-time claims by top 5 nature of injuries, 2020-2024

Nature of Injury	% Total Lost-time Claims
Sprains, strains, tears	45%
Soreness, pain, hurt, except the back	10%
Back pain, hurt back	9%
COVID-19 (when diagnosed with)	5%
Bruises, contusions	4%

### Lost-time claims by top 5 parts of body injured, 2020-2024

Body Part	% Total Lost-time Claims
Multiple body parts	17%
Shoulder, clavicle, scapula, trapezius	11%
Lumbo-sacral region	8%
Lower back	7%
Neck and shoulder	5%

### Lost-time claims by top 5 occupations, 2020-2024

Occupations	% Total Lost-time Claims
Personal care attendants	23%
Licensed practical nurses	13%
Light duty cleaners	10%
Registered nurses	9%
Visiting homemakers/related occupations	9%

e [safety@workplacenl.ca](mailto:safety@workplacenl.ca)

### For more information

Contact WorkplaceNL at: 709.778.1552 or 1.800.563.9000  
w [workplacenl.ca](http://workplacenl.ca)

# WorkplaceNL

Health | Safety | Compensation