

FACTS

Forestry



Industry Highlights

The Forestry Industry captures wood harvesting, pulp and paper mills, and silviculture.

Between 2020 and 2024, annual average employment* decreased by 23.1%, from 1,300 to 1,000 in the industry.

Lost-time incidence rate has decreased

17.3 per cent

from 1.69 to 1.40 in the past five years

FORESTRY

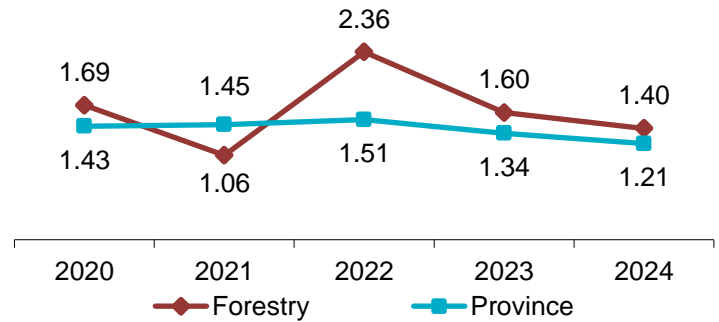
Back injury rate decreased

44.3 per cent

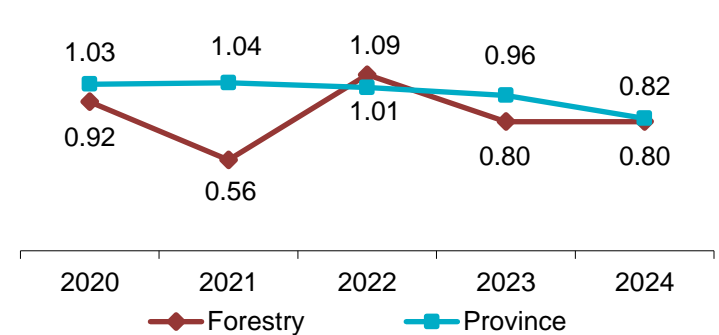
from 5.38 to 3.00 since 2020

Industry Facts 2024

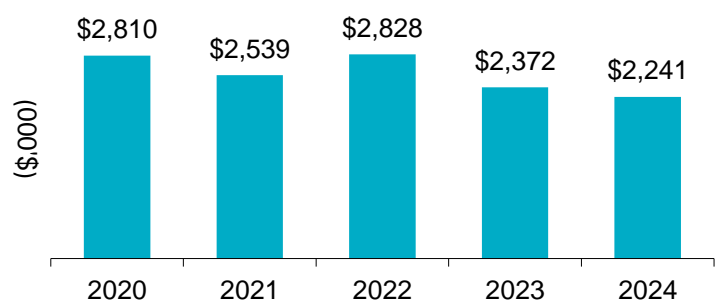
Lost-time Incidence Rate/100 Employees



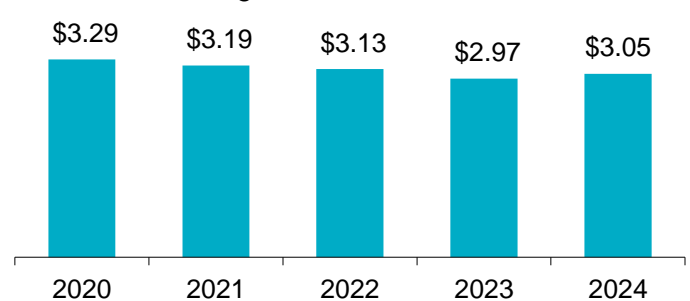
Soft Tissue Incidence Rate/100 Employees



Total Claim Payments



Average Assessment Rate



*Source: Statistics Canada

For more information

Contact WorkplaceNL at: 709.778.1552 or 1.800.563.9000
w workplace.nl.ca

WorkplaceNL

Health | Safety | Compensation

FACTS

Forestry Industry Highlights *continued*

Forestry

	2020	2021	2022	2023	2024	Province				
	2020	2021	2022	2023	2024	2020	2021	2022	2023	2024
Lost-time Claims	22	17	26	16	14	3,106	3,259	3,540	3,193	2,971
Health Care Only Claims	8	5	7	3	5	1,161	1,130	1,190	1,093	1,032
Fatality Claims	0	1	0	0	0	35	18	30	15	26
Paid Weeks (000's)	3.6	3.6	3.6	2.9	2.4	262.4	265.1	259.0	256.0	248.0

Lost-time claims by top 5 type of accidents, 2020-2024

Type of Accident	% Total Lost-time Claims
Caught in or compressed by equipment/objects	13%
Fall to floor, walkway, or other surface	11%
Caught in running equipment or machinery	8%
Bodily reaction and exertion	7%
Contact with objects and equipment	7%

Lost-time claims by top 5 parts of body injured, 2020-2024

Body Part	% Total Lost-time Claims
Finger(s), fingernail(s)	14%
Multiple body parts	9%
Knee(s)	6%
Foot(feet), except toe(s)	5%
Lower leg(s)	5%

Lost-time claims by top 5 nature of injuries, 2020-2024

Nature of Injury	% Total Lost-time Claims
Fractures	18%
Sprains, strains, tears	18%
Soreness, pain, hurt, except the back	14%
Crushing injuries	7%
Back pain, hurt back	6%

Lost-time claims by top 5 occupations, 2020-2024

Occupations	% Total Lost-time Claims
Labourers wood pulp paper process	33%
Truck drivers	13%
Heavy equipment operators-except crane	9%
Machine-operators pulp/paper/wood	7%
Papermakers/finishing machine operators	4%

e safety@workplacenl.ca

For more information

Contact WorkplaceNL at: 709.778.1552 or 1.800.563.9000
w workplacenl.ca

WorkplaceNL

Health | Safety | Compensation