

# FACTS

## Fish Processing



### Industry Highlights

The Fish Processing Industry captures the processing of seafood products and services incidental to fishing such as fishing protection and inspection services.

Between 2020 and 2024, annual average employment\* increased by 21.4%, from 2,800 to 3,400 in the industry.

Serious injury rate decreased

63.4 per cent

from 32.14 to 11.76 in the past 5 years

FISH PROCESSING

Hand injury rate decreased

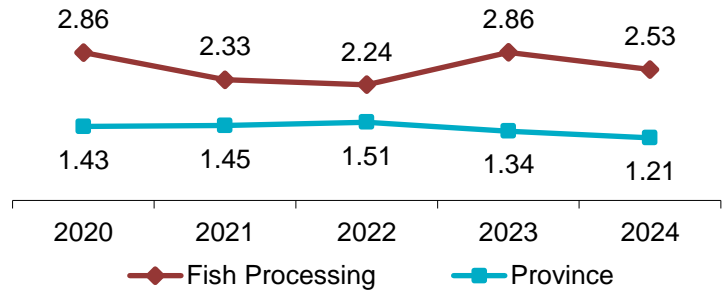
47.6 per cent

from 7.86 to 4.12 since 2020

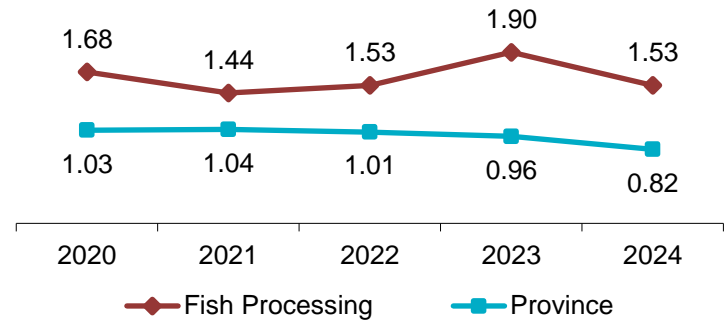
\*Source: Statistics Canada

## Industry Facts 2024

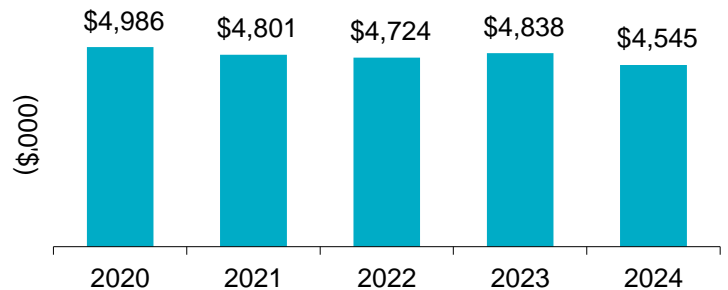
Lost-time Incidence Rate/100 Employees



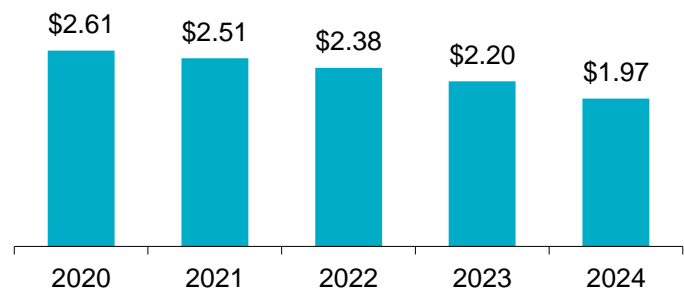
Soft Tissue Incidence Rate/100 Employees



Total Claim Payments



Average Assessment Rate



### For more information

Contact WorkplaceNL at: 709.778.1552 or 1.800.563.9000  
w workplace.nl.ca

# FACTS

## Fish Processing Industry Highlights

*continued*

### Fish Processing

### Province

	2020	2021	2022	2023	2024	2020	2021	2022	2023	2024
Lost-time Claims	80	84	76	83	86	3,106	3,259	3,540	3,193	2,971
Health Care Only Claims	21	29	21	31	31	1,161	1,130	1,190	1,093	1,032
Fatality Claims	1	1	0	0	0	35	18	30	15	26
Paid Weeks (000's)	9.5	8.7	8.4	7.2	7.0	262.4	265.1	259.0	256.0	248.0

### Lost-time claims by top 5 type of accidents, 2020-2024

Type of Accident	% Total Lost-time Claims
Fall to floor, walkway, or other surface	18%
Overexertion in lifting	10%
Bodily reaction and exertion	5%
Caught in/compressed by equipment/objects	5%
Fall onto or against objects	5%

### Lost-time claims by top 5 nature of injuries, 2020-2024

Nature of Injury	% Total Lost-time Claims
Sprains, strains, tears	25%
Soreness, pain, hurt, except the back	13%
Fractures	10%
Bruises, contusions	8%
Back pain, hurt back	7%

### Lost-time claims by top 5 parts of body injured, 2020-2024

Body Part	% Total Lost-time Claims
Multiple body parts	13%
Shoulder, clavicle, scapula, trapezius	9%
Lumbo-sacral region	7%
Wrist(s)	6%
Finger(s), fingernail(s)	6%

### Lost-time claims by top 5 occupations, 2020-2024

Occupations	% Total Lost-time Claims
Fish plant workers	49%
Labourers fish processing	26%
Specialized cleaners	6%
Janitors/caretakers/superintendents	5%
Other trades helpers labourers	1%

e [safety@workplacenl.ca](mailto:safety@workplacenl.ca)

### For more information

Contact WorkplaceNL at: 709.778.1552 or 1.800.563.9000  
w [workplacenl.ca](http://workplacenl.ca)

# WorkplaceNL

Health | Safety | Compensation