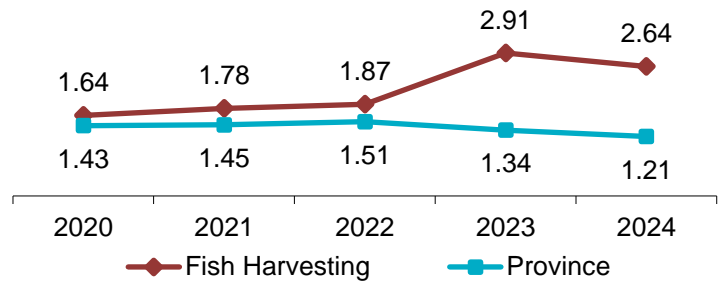


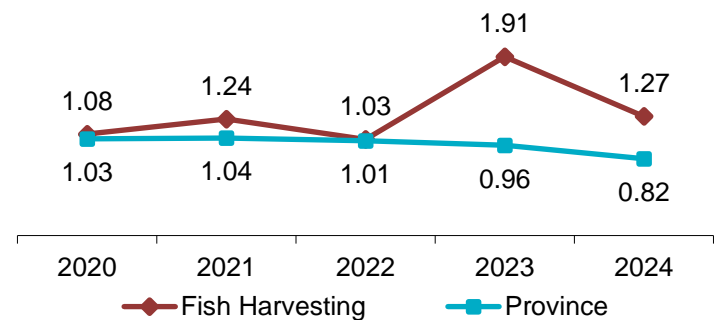
# FACTS

## Industry Facts 2024

Lost-time Incidence Rate/100 Employees



Soft Tissue Incidence Rate/100 Employees



### Fish Harvesting

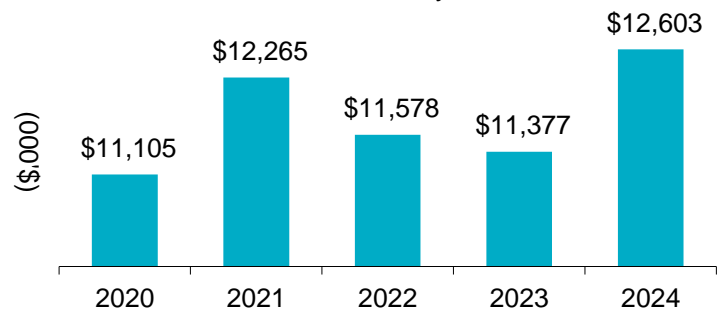


### Industry Highlights

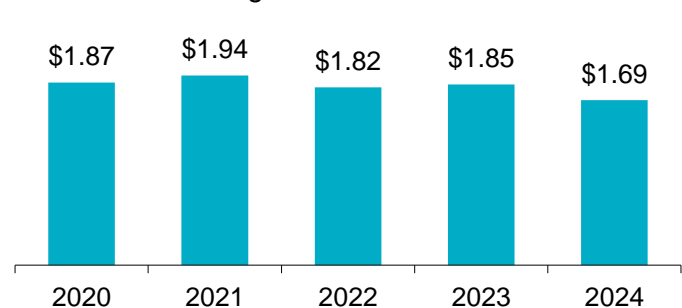
The Fish Harvesting Industry captures the inshore and offshore harvesting of sea species, including aquaculture.

Between 2020 and 2024, annual average employment\* decreased by 38.9%, from 3,600 to 2,200 in the industry.

Total Claim Payments



Average Assessment Rate



Lost-time incidence rate has decreased

**9.4** per cent  
from 2.91 to 2.64 since 2023

FISH HARVESTING

Back injury rate has decreased

**26.7** per cent  
from 6.82 to 5.00 since last year

\*Source: Statistics Canada

For more information

Contact WorkplaceNL at: 709.778.1552 or 1.800.563.9000  
w workplace.nl.ca

WorkplaceNL

Health | Safety | Compensation

# FACTS

## Fish Harvesting Industry Highlights

*continued*

### Fish Harvesting

	2020	2021	2022	2023	2024	Province				
	2020	2021	2022	2023	2024	2020	2021	2022	2023	2024
Lost-time Claims	59	66	71	64	58	3,106	3,259	3,540	3,193	2,971
Health Care Only Claims	16	18	20	23	21	1,161	1,130	1,190	1,093	1,032
Fatality Claims	5	3	1	1	3	35	18	30	15	26
Paid Weeks (000's)	14.8	15.3	13.4	13.8	13.5	262.4	265.1	259.0	256.0	248.0

### Lost-time claims by top 5 type of accidents, 2020-2024

Type of Accident	% Total Lost-time Claims
Fall on ship, boat	20%
Fall to floor, walkway, or other surface	9%
Caught in/compressed by equipment/objects	8%
Overexertion in lifting	8%
Overexertion in pulling or pushing objects	6%

### Lost-time claims by top 5 parts of body injured, 2020-2024

Body Part	% Total Lost-time Claims
Multiple body parts	20%
Shoulder, clavicle, scapula, trapezius	9%
Knee(s)	6%
Lumbo-sacral region	5%
Chest, except internal diseases/disorders	5%

### Lost-time claims by top 5 nature of injuries, 2020-2024

Nature of Injury	% Total Lost-time Claims
Sprains, strains, tears	27%
Soreness, pain, hurt, except the back	13%
Fractures	12%
Back pain, hurt back	7%
Cuts, lacerations	4%

### Lost-time claims by top 5 occupations, 2020-2024

Occupations	% Total Lost-time Claims
Fishing vessel masters/skippers/fishers	41%
Fishing vessel deckhands	30%
Fish plant workers	4%
Aquaculture & marine harvest labourers	4%
Labourers fish processing	3%

e [safety@workplacenl.ca](mailto:safety@workplacenl.ca)

### For more information

Contact WorkplaceNL at: 709.778.1552 or 1.800.563.9000  
w [workplacenl.ca](http://workplacenl.ca)

**WorkplaceNL**

Health | Safety | Compensation