

FACTS

Construction



Industry Highlights

The Construction Industry captures building, developing and general contracting, industrial and heavy construction, and trade contracting.

Between 2020 and 2024, annual average employment* increased by 20%, from 16,500 to 19,800 in the industry.

Lost-time incidence rate has decreased

26.6 per cent

from 1.57 to 1.15 in the past five years

CONSTRUCTION

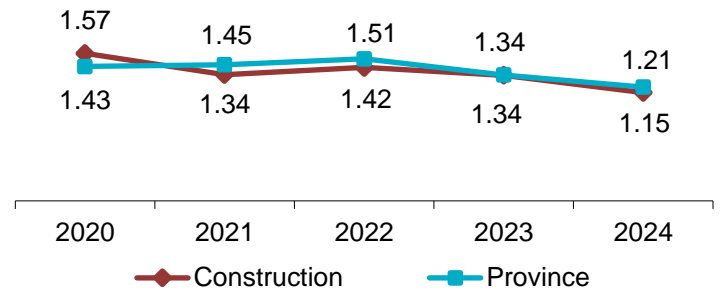
Back injury rate is

1.5

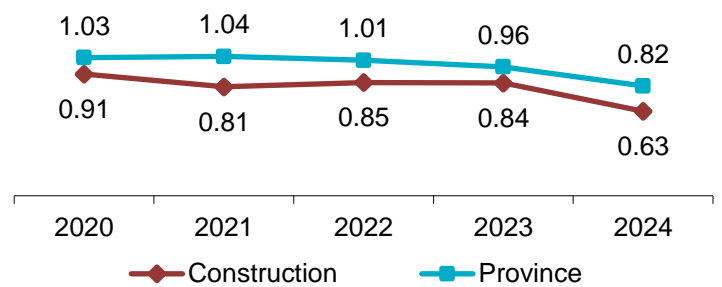
times lower than the provincial rate

Industry Facts 2024

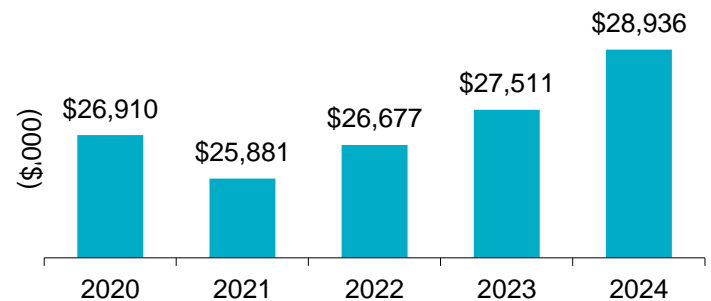
Lost-time Incidence Rate/100 Employees



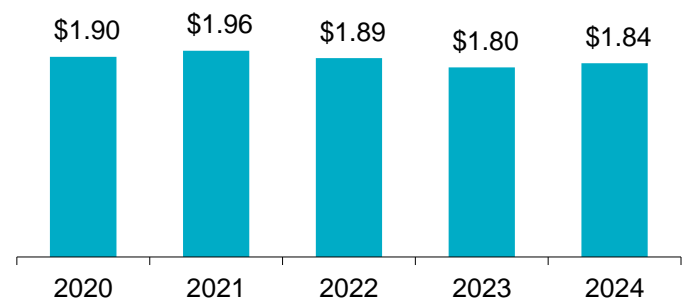
Soft Tissue Incidence Rate/100 Employees



Total Claim Payments



Average Assessment Rate



*Source: Statistics Canada

For more information

Contact WorkplaceNL at: 709.778.1552 or 1.800.563.9000
w workplace.nl.ca

WorkplaceNL

Health | Safety | Compensation

FACTS

Construction Industry Highlights *continued*

Construction

	2020	2021	2022	2023	2024	Province	2020	2021	2022	2023	2024
Lost-time Claims	259	231	267	262	228		3,106	3,259	3,540	3,193	2,971
Health Care Only Claims	116	69	111	75	88		1,161	1,130	1,190	1,093	1,032
Fatality Claims	6	0	3	1	4		35	18	30	15	26
Paid Weeks (000's)	38.4	35.7	36.0	34.8	35.0		262.4	265.1	259.0	256.0	248.0

Lost-time claims by top 5 type of accidents, 2020-2024

Type of Accident	% Total Lost-time Claims
Fall to floor, walkway, or other surface	12%
Bodily reaction and exertion	10%
Overexertion in lifting	7%
Caught in/compressed by equipment/objects	5%
Slip, trip, loss of balance-without fall	5%

Lost-time claims by top 5 nature of injuries, 2020-2024

Nature of Injury	% Total Lost-time Claims
Sprains, strains, tears	26%
Fractures	14%
Soreness, pain, hurt, except the back	13%
Back pain, hurt back	7%
Cuts, lacerations	6%

Lost-time claims by top 5 parts of body injured, 2020-2024

Body Part	% Total Lost-time Claims
Multiple body parts	14%
Knee(s)	9%
Shoulder, clavicle, scapula and trapezius	8%
Ankle(s)	7%
Finger(s), fingernail(s)	6%

Lost-time claims by top 5 occupations, 2020-2024

Occupations	% Total Lost-time Claims
Construction trades helpers/labourers	24%
Carpenters	20%
Heavy equipment operators-except crane	5%
Truck drivers	3%
Electricians/technologists/technicians	3%

e safety@workplacenl.ca

For more information

Contact WorkplaceNL at: 709.778.1552 or 1.800.563.9000
w workplacenl.ca

WorkplaceNL

Health | Safety | Compensation