

FACTS

Agriculture



Industry Highlights

The Agriculture Industry captures livestock farms, dairy farms, field crop farms, horticultural specialties and service sectors incidental to agriculture, such as veterinary services.

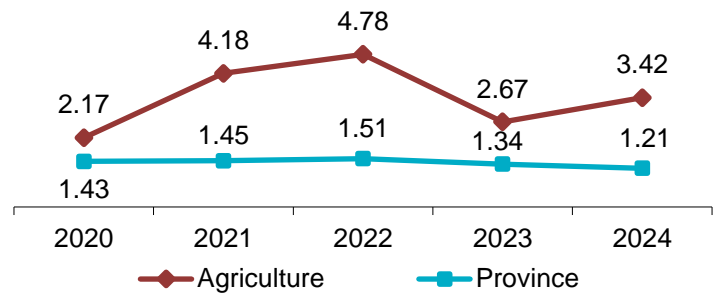
Between 2020 and 2024, there were fluctuations in the annual average employment* in the industry. However, in 2024 employment returned to the 2020 level of 1,200 workers.



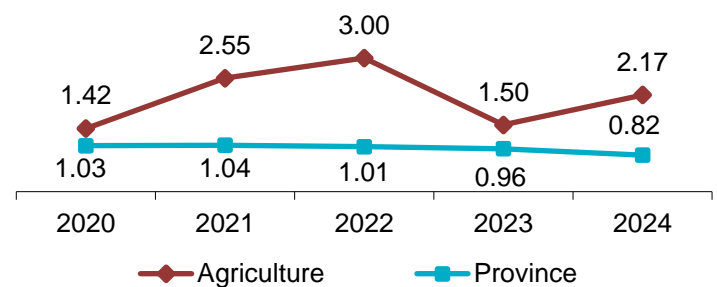
*Source: Statistics Canada

Industry Facts 2024

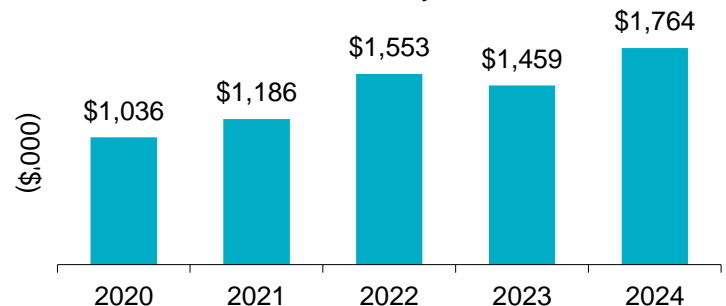
Lost-time Incidence Rate/100 Employees



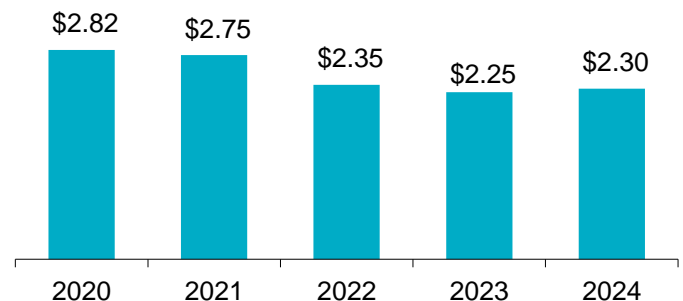
Soft Tissue Incidence Rate/100 Employees



Total Claim Payments



Average Assessment Rate



For more information

Contact WorkplaceNL at: 709.778.1552 or 1.800.563.9000
w workplacenl.ca

WorkplaceNL

Health | Safety | Compensation

FACTS

Agriculture Industry Highlights

continued

Agriculture

Province

	2020	2021	2022	2023	2024	2020	2021	2022	2023	2024
Lost-time Claims	26	46	43	32	41	3,106	3,259	3,540	3,193	2,971
Health Care Only Claims	15	16	20	9	6	1,161	1,130	1,190	1,093	1,032
Fatality Claims	0	0	0	0	0	35	18	30	15	26
Paid Weeks (000's)	2.1	2.4	2.6	2.6	2.9	262.4	265.1	259.0	256.0	248.0

Lost-time claims by top 5 type of accidents, 2020-2024

Type of Accident	% Total Lost-time Claims
Fall to floor, walkway, or other surface	17%
Assaults by animals	13%
Overexertion in lifting	8%
Bodily reaction and exertion	6%
Repetitive motion	6%

Lost-time claims by top 5 nature of injuries, 2020-2024

Nature of Injury	% Total Lost-time Claims
Sprains, strains, tears	29%
Soreness, pain, hurt, except the back	10%
Back pain, hurt back	8%
Animal, insect or human bites	8%
Fractures	8%

Lost-time claims by top 5 parts of body injured, 2020-2024

Body Part	% Total Lost-time Claims
Multiple body parts	13%
Knee(s)	8%
Hand(s), except finger(s)	7%
Lumbo-sacral region	6%
Shoulder, including clavicle, scapula, trapezius	6%

Lost-time claims by top 5 occupations, 2020-2024

Occupations	% Total Lost-time Claims
Farm supervisors/livestock workers	21%
Vet/animal health technologists/technicians	17%
Labourers food/beverage processing	14%
General farm workers	12%
Farmers and farm managers	5%

e safety@workplacenl.ca

For more information

Contact WorkplaceNL at: 709.778.1552 or 1.800.563.9000
w workplacenl.ca

WorkplaceNL

Health | Safety | Compensation