

FACTS

Wholesale Trade and Retail Trade



Industry Highlights

The Wholesale Trade and Retail Trade Industry captures operations involved in the wholesale and retail of products and services such as food and beverages, apparel and dry goods, household goods, motor vehicle parts and accessories, hardware, plumbing, heating and building materials, machinery, equipment and supplies.

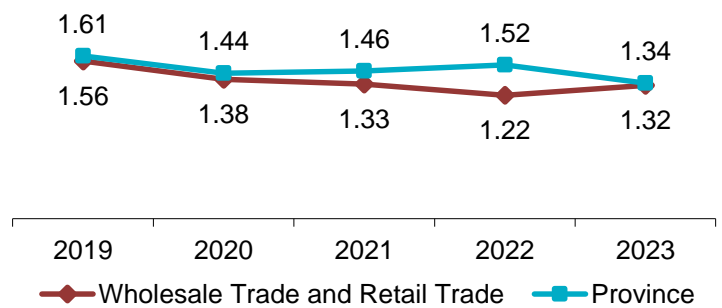
Between 2019 and 2023, annual average employment* decreased by 1.1%, from 37,000 to 36,600 in the industry.



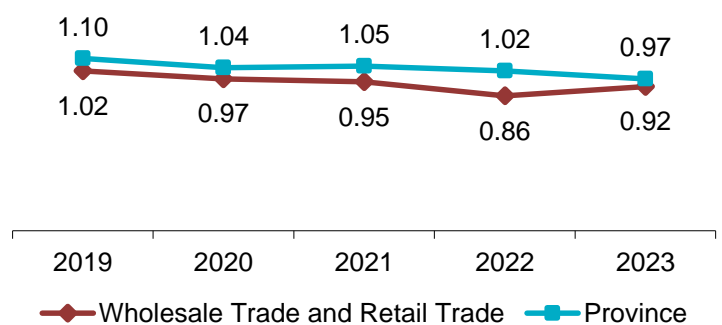
*Source: Statistics Canada

Industry Facts 2023

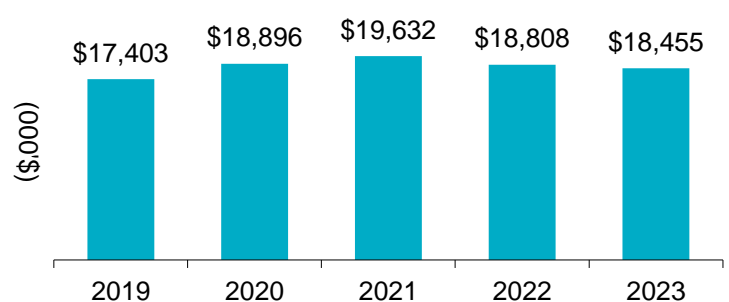
Lost-time Incidence Rate/100 Employees



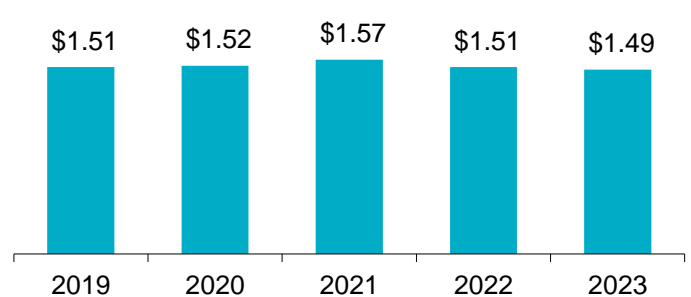
Soft Tissue Incidence Rate/100 Employees



Total Claim Payments



Average Assessment Rate



For more information

Contact WorkplaceNL at: 709.778.1552 or 1.800.563.9000
w workplace.nl.ca

WorkplaceNL

Health | Safety | Compensation

FACTS

Wholesale Trade and Retail Trade Industry Highlights *continued*

Wholesale and Retail Trade

	Wholesale and Retail Trade					Province				
	2019	2020	2021	2022	2023	2019	2020	2021	2022	2023
Lost-time Claims	578	487	507	464	482	3,720	3,106	3,259	3,540	3,193
Health Care Only Claims	174	139	144	118	105	1,651	1,161	1,130	1,190	1,093
Fatality Claims	0	0	0	1	0	26	35	18	30	15
Paid Weeks (000's)	32.0	33.8	35.2	31.8	31.0	251.5	262.4	265.1	259.0	256.0

Lost-time claims by top 5 type of accidents, 2019-2023

Type of Accident	% Total Lost-time Claims
Overexertion in lifting	17%
Fall to floor, walkway, or other surface	15%
Bodily reaction and exertion	7%
Bending/climbing/crawling/reaching/twisting	5%
Struck by falling object	4%

Lost-time claims by top 5 parts of body injured, 2019-2023

Body Part	% Total Lost-time Claims
Lower back	15%
Multiple body parts	14%
Shoulder, clavicle, scapula, trapezius	9%
Knee(s)	5%
Finger(s), fingernail(s)	5%

Lost-time claims by top 5 nature of injuries, 2019-2023

Nature of Injury	% Total Lost-time Claims
Sprains, strains, tears	31%
Soreness, pain, hurt, except the back	11%
Back pain, hurt back	10%
Fractures	7%
Cuts, lacerations	6%

Lost-time claims by top 5 occupations, 2019-2023

Occupations	% Total Lost-time Claims
Retail salespersons and sales clerks	17%
Grocery clerks/store shelf stockers	15%
Auto service technicians/truck mechanics	12%
Material handlers	7%
Cashiers	7%

e safety@workplacenl.ca

For more information

Contact WorkplaceNL at: 709.778.1552 or 1.800.563.9000
w workplacenl.ca

WorkplaceNL

Health | Safety | Compensation