

FACTS

Mining, Oil and Gas



Industry Highlights

The Mining, Oil and Gas Industry captures surface and underground mining of various minerals, as well as onshore and offshore oil and gas exploration, development and production.

Between 2019 and 2023, annual average employment* increased by 41.8%, from 9,800 to 13,900 in the industry.

Since 2019, occupational disease rate decreased

53

per cent
from 21.4 to 10.1

MINING, OIL AND GAS

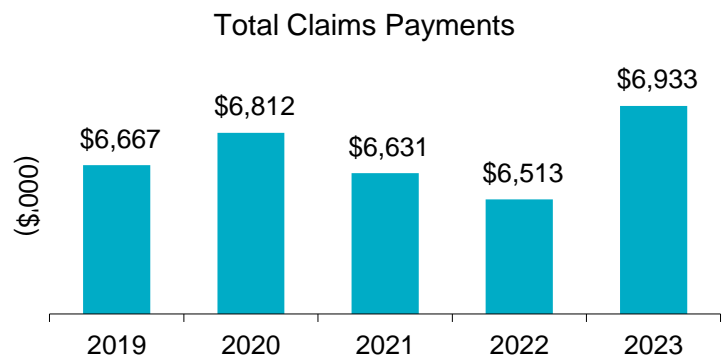
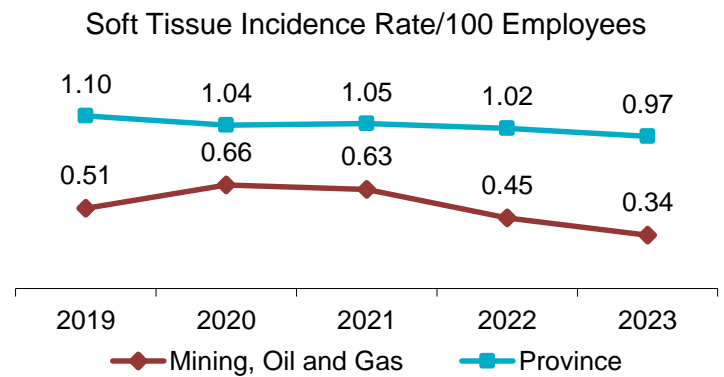
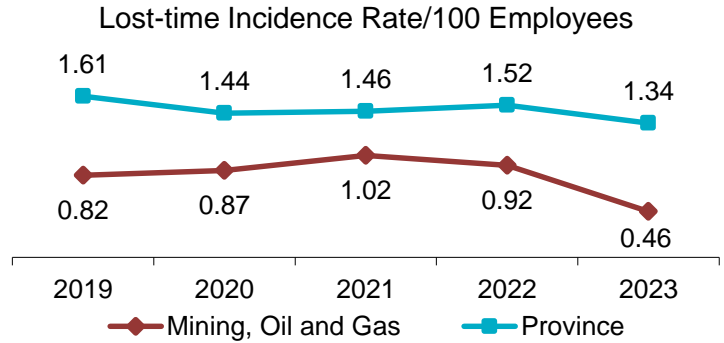
Fall from heights decreased

92.2

per cent
injuries in the past 5 years

*Source: Statistics Canada

Industry Facts 2023



For more information

Contact WorkplaceNL at: 709.778.1552 or 1.800.563.9000
w workplace.nl.ca

WorkplaceNL

Health | Safety | Compensation

FACTS

Mining, Oil and Gas Industry Highlights *continued*

Mining, Oil and Gas

	Mining, Oil and Gas					Province				
	2019	2020	2021	2022	2023	2019	2020	2021	2022	2023
Lost-time Claims	80	76	104	109	64	3,720	3,106	3,259	3,540	3,193
Health Care Only Claims	30	28	37	33	23	1,651	1,161	1,130	1,190	1,093
Fatality Claims	8	9	5	6	5	26	35	18	30	15
Paid Weeks (000's)	5.5	5.7	6.0	5.4	6.6	251.5	262.4	265.1	259.0	256.0

Lost-time claims by top 5 type of accidents, 2019-2023

Type of Accident	% Total Lost-time Claims
Fall to floor, walkway, or other surface	15%
Contact with objects and equipment	9%
Bodily reaction and exertion	8%
Overexertion in lifting	8%
Exposure caustic/noxious/allergenic substances	5%

Lost-time claims by top 5 parts of body injured, 2019-2023

Body Part	% Total Lost-time Claims
Multiple body parts	12%
Ankle(s)	8%
Shoulder, clavicle, scapula, trapezius	8%
Knee(s)	7%
Lumbo-sacral region	7%

Lost-time claims by top 5 nature of injuries, 2019-2023

Nature of Injury	% Total Lost-time Claims
Sprains, strains, tears	29%
Soreness, pain, hurt, except the back	11%
Back pain, hurt back	9%
Fractures	8%
COVID-19 (when diagnosed with)	5%

Lost-time claims by top 5 occupations, 2019-2023

Occupations	% Total Lost-time Claims
Heavy equipment operators-except crane	17%
Machine operators mineral/metal process	10%
Drillers/blasters/surface miners	7%
Construction millwrights/mechanics	6%
Welders and related machine operators	6%

e safety@workplacenl.ca

For more information

Contact WorkplaceNL at: 709.778.1552 or 1.800.563.9000
w workplacenl.ca

WorkplaceNL

Health | Safety | Compensation