

FACTS

Manufacturing



Industry Highlights

The Manufacturing Industry captures manufacturing, processing, and packaging of items such as food products, beverages, plastics, clothing, furniture, household products, metal products, machinery, equipment, concrete products and petroleum.

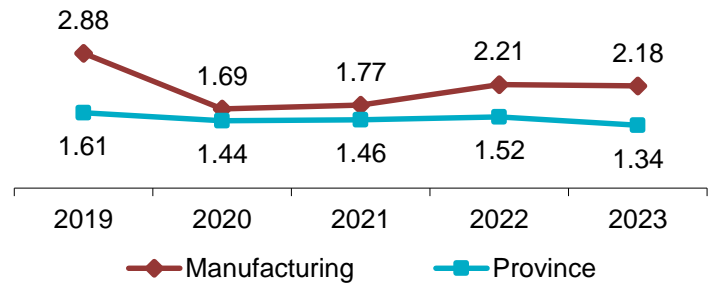
Between 2019 and 2023, annual average employment* increased by 6.9%, from 5,800 to 6,200 in the industry.



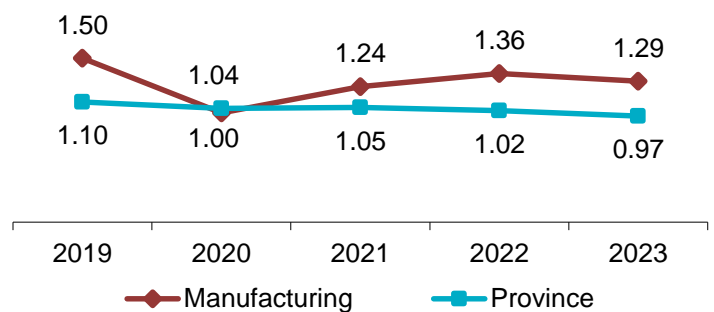
*Source: Statistics Canada

Industry Facts 2023

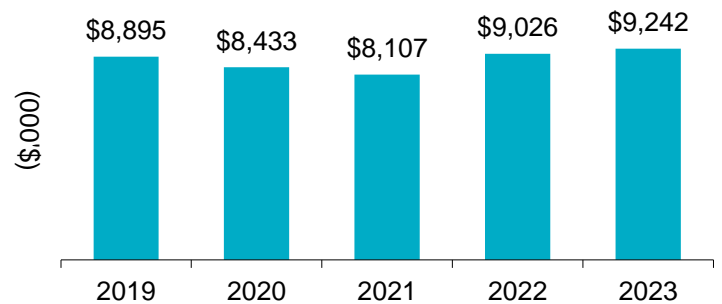
Lost-time Incidence Rate/100 Employees



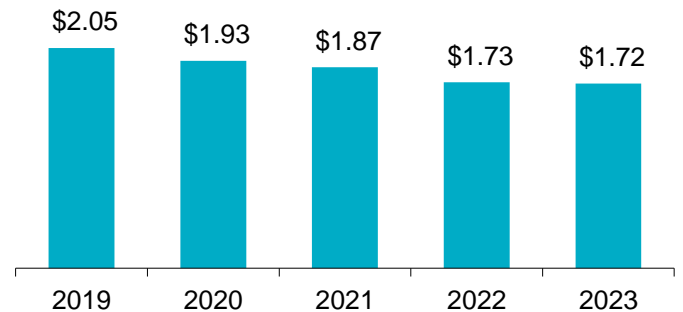
Soft Tissue Incidence Rate/100 Employees



Total Claim Payments



Average Assessment Rate



For more information

Contact WorkplaceNL at: 709.778.1552 or 1.800.563.9000
w workplace.nl.ca

WorkplaceNL

Health | Safety | Compensation

FACTS

Manufacturing Industry Highlights

continued

Manufacturing

Province

	2019	2020	2021	2022	2023	2019	2020	2021	2022	2023
Lost-time Claims	167	103	110	135	135	3,720	3,106	3,259	3,540	3,193
Health Care Only Claims	80	47	45	42	39	1,651	1,161	1,130	1,190	1,093
Fatality Claims	2	4	1	3	1	26	35	18	30	15
Paid Weeks (000's)	15.3	14.7	13.7	13.5	14.4	251.5	262.4	265.1	259.0	256.0

Lost-time claims by top 5 type of accidents, 2019-2023

Type of Accident	% Total Lost-time Claims
Overexertion in lifting	12%
Fall to floor, walkway, or other surface	9%
Bodily reaction and exertion	6%
Bending/climbing/crawling/reaching/twisting	6%
Ingestion of substance	5%

Lost-time claims by top 5 nature of injuries, 2019-2023

Nature of Injury	% Total Lost-time Claims
Sprains, strains, tears	25%
Soreness, pain, hurt, except the back	9%
Back pain, hurt back	8%
Fractures	7%
Cuts, lacerations	7%

Lost-time claims by top 5 parts of body injured, 2019-2023

Body Part	% Total Lost-time Claims
Lower back	15%
Multiple body parts	10%
Finger(s), fingernail(s)	8%
Shoulder, clavicle, scapula, trapezius	8%
Multiple internal abdominal locations	5%

Lost-time claims by top 5 occupations, 2019-2023

Occupations	% Total Lost-time Claims
Labourers food beverage processing	19%
Welders and related machine operators	11%
Construction trades helpers labourers	7%
Labourers processing/manufacturing/utilities	4%
Other trades helpers labourers	4%

e safety@workplacenl.ca

For more information

Contact WorkplaceNL at: 709.778.1552 or 1.800.563.9000
w workplacenl.ca

WorkplaceNL

Health | Safety | Compensation