

FACTS

Forestry



Industry Highlights

The Forestry Industry captures wood harvesting, pulp and paper mills, and silviculture.

Between 2019 and 2023, annual average employment* decreased by 23.1%, from 1,300 to 1,000 in the industry.

Head injury rate decreased

56.7

per cent

from 4.6 to 2.0 since 2019

FORESTRY

Hand injury rate decreased

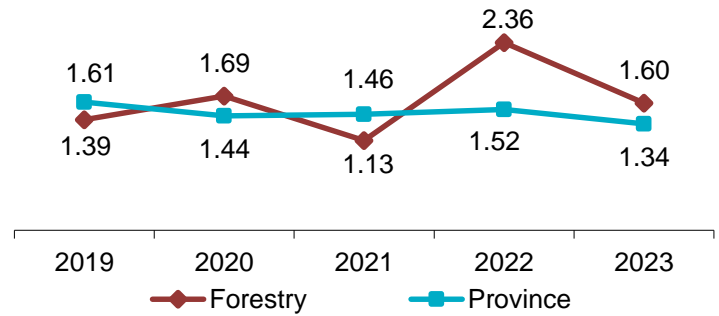
67.5

per cent

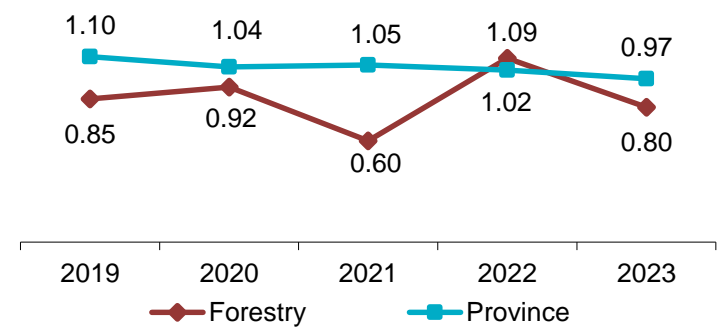
from 6.2 to 2.0

Industry Facts 2023

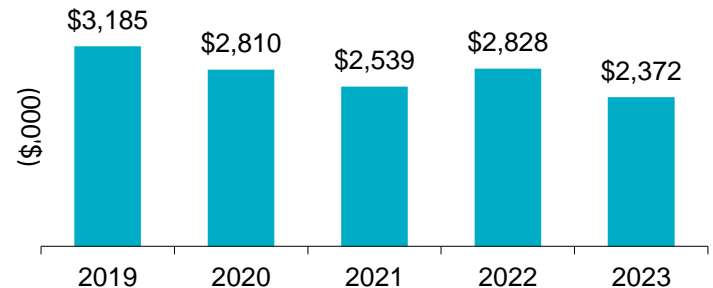
Lost-time Incidence Rate/100 Employees



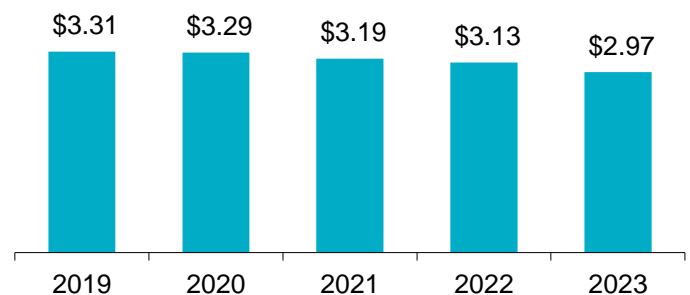
Soft Tissue Incidence Rate/100 Employees



Total Claim Payments



Average Assessment Rate



*Source: Statistics Canada

For more information

Contact WorkplaceNL at: 709.778.1552 or 1.800.563.9000
w workplace.nl.ca

WorkplaceNL

Health | Safety | Compensation

FACTS

Forestry Industry Highlights *continued*

Forestry

	2019	2020	2021	2022	2023	Province				
	2019	2020	2021	2022	2023	2019	2020	2021	2022	2023
Lost-time Claims	18	22	17	26	16	3,720	3,106	3,259	3,540	3,193
Health Care Only Claims	11	8	5	7	3	1,651	1,161	1,130	1,190	1,093
Fatality Claims	2	0	1	0	0	26	35	18	30	15
Paid Weeks (000's)	4.1	3.6	3.6	3.6	2.9	251.5	262.4	265.1	259.0	256.0

Lost-time claims by top 5 type of accidents, 2019-2023

Type of Accident	% Total Lost-time Claims
Fall to floor, walkway, or other surface	11%
Caught in or compressed by equipment/objects	10%
Repetitive motion	8%
Caught in running equipment or machinery	8%
Bodily reaction and exertion	7%

Lost-time claims by top 5 parts of body injured, 2019-2023

Body Part	% Total Lost-time Claims
Finger(s), fingernail(s)	14%
Shoulder, clavicle, scapula, trapezius	9%
Multiple body parts	8%
Wrist(s)	5%
Hand(s), except finger(s)	5%

Lost-time claims by top 5 nature of injuries, 2019-2023

Nature of Injury	% Total Lost-time Claims
Sprains, strains, tears	27%
Fractures	15%
Soreness, pain, hurt, except the back	11%
Crushing injuries	8%
Soft Tissue Injury (traumatic)	4%

Lost-time claims by top 5 occupations, 2019-2023

Occupations	% Total Lost-time Claims
Labourers wood pulp paper process	29%
Truck drivers	12%
Heavy equipment operators-except crane	11%
Papermakers/finishing machine operators	6%
Machine-operators pulp/paper/wood	6%

e safety@workplacenl.ca

For more information

Contact WorkplaceNL at: 709.778.1552 or 1.800.563.9000
w workplacenl.ca

WorkplaceNL

Health | Safety | Compensation