

FACTS

Finance, Insurance and Real Estate



Industry Highlights

The Finance, Insurance and Real Estate Industry captures banking, personal and business financing, investment, real estate, and insurance.

Between 2019 and 2023, annual average employment* decreased by 4.1%, from 7,400 to 7,100 in the industry.

Lost-time incidence rate has decreased

63.9 per cent

from 0.4 to 0.1 in the past five years

FINANCE, INSURANCE AND REAL ESTATE

Lost-time soft tissue injury rate decreased

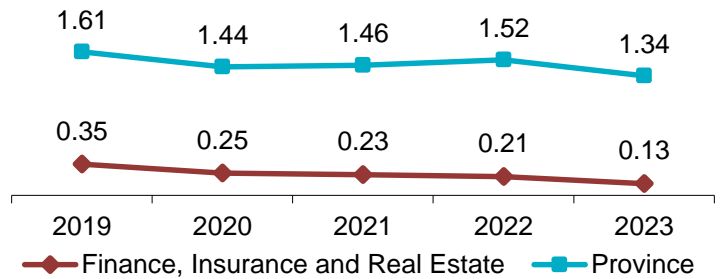
71.6 per cent

from 0.3 to 0.1 since 2019

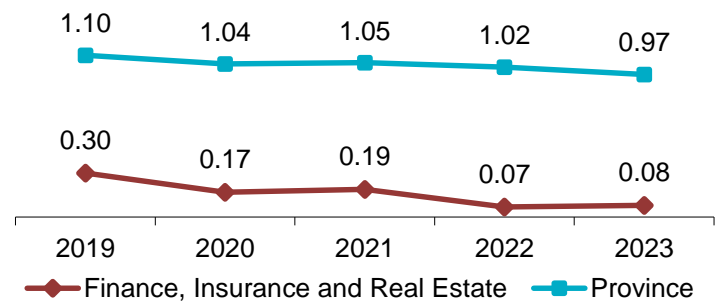
*Source: Statistics Canada

Industry Facts 2023

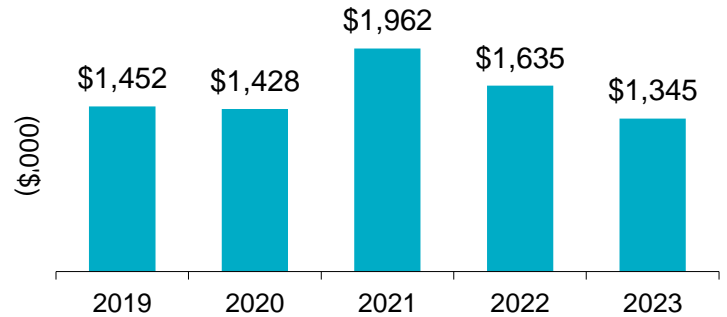
Lost-time Incidence Rate/100 Employees



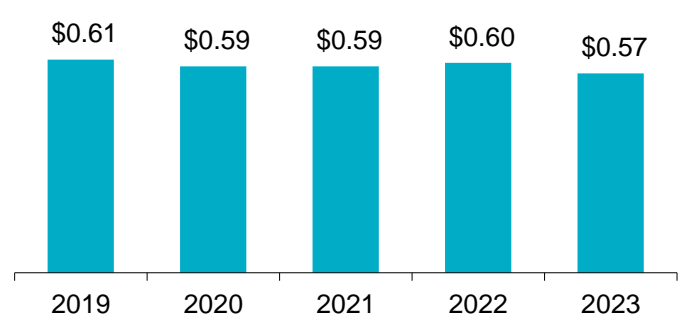
Soft Tissue Incidence Rate/100 Employees



Total Claim Payments



Average Assessment Rate



For more information

Contact WorkplaceNL at: 709.778.1552 or 1.800.563.9000
w workplace.nl.ca

WorkplaceNL

Health | Safety | Compensation

FACTS

Finance, Insurance and Real Estate Industry Highlights *continued*

Finance, Insurance and Real Estate

Province

	2019	2020	2021	2022	2023	2019	2020	2021	2022	2023
Lost-time Claims	26	19	16	14	9	3,720	3,106	3,259	3,540	3,193
Health Care Only Claims	16	13	8	7	9	1,651	1,161	1,130	1,190	1,093
Fatality Claims	0	0	1	1	0	26	35	18	30	15
Paid Weeks (000's)	2.9	2.6	2.8	2.4	2.8	251.5	262.4	265.1	259.0	256.0

Lost-time claims by top 5 type of accidents, 2019-2023

Type of Accident	% Total Lost-time Claims
Fall to floor, walkway, or other surface	27%
Repetitive motion	14%
Typing or keyentry	13%
Bending/climbing/crawling/reaching/twisting	8%
Overexertion in lifting	5%

Lost-time claims by top 5 nature of injuries, 2019-2023

Nature of Injury	% Total Lost-time Claims
Sprains, strains, tears	46%
Concussions	8%
Soreness, pain, hurt, except the back	7%
Fractures	5%
Radiculitis	4%

Lost-time claims by top 5 parts of body injured, 2019-2023

Body Part	% Total Lost-time Claims
Multiple body parts	23%
Shoulder, clavicle, scapula, trapezius, neck	14%
Brain	8%
Chest, except internal diseases/disorders	7%
Lumbo-sacral region	5%

Lost-time claims by top 5 occupations, 2019-2023

Occupations	% Total Lost-time Claims
Janitors/caretakers/superintendents	25%
Insurance adjusters/claims examiners	9%
Finance and Insurance clerks	8%
Light duty cleaners	8%
Bank credit/other investment managers	4%

e safety@workplacenl.ca

For more information

Contact WorkplaceNL at: 709.778.1552 or 1.800.563.9000
w workplacenl.ca

WorkplaceNL

Health | Safety | Compensation