


# FACTS


## Construction



### Industry Highlights

The Construction Industry captures building, developing and general contracting, industrial and heavy construction, and trade contracting.

Between 2019 and 2023, annual average employment\* increased by 0.5%, from 19,400 to 19,500 in the industry.



Lost-time incidence rate has decreased

**22.4** per cent

from 1.7 to 1.3 in the past five years

CONSTRUCTION

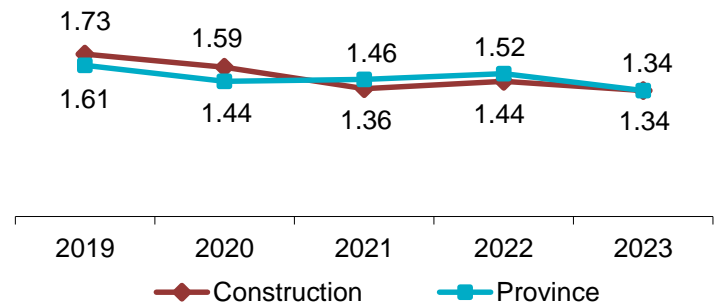
Since 2019, slips, trips and falls have decreased

**40.6** per cent

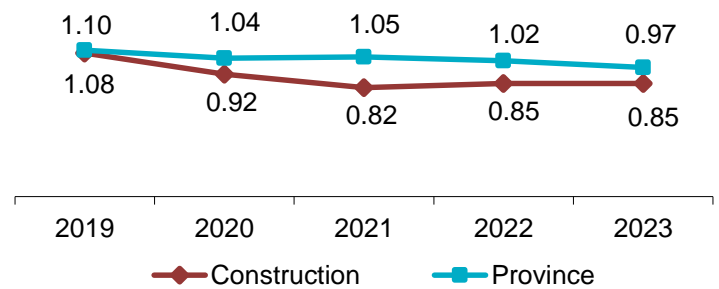
from 32.0 to 19.0

## Industry Facts 2023

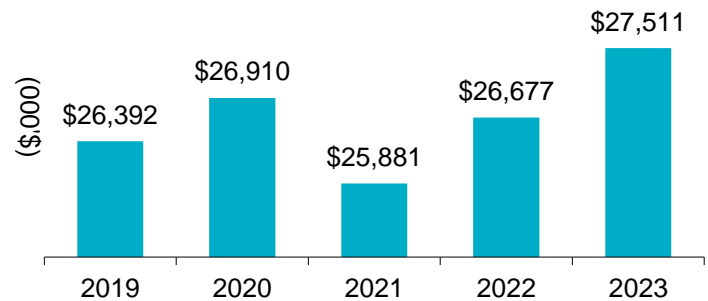
Lost-time Incidence Rate/100 Employees



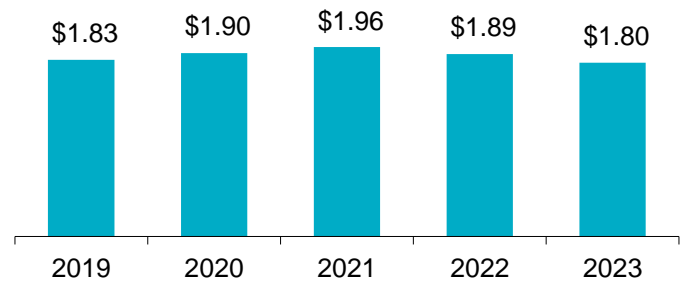
Soft Tissue Incidence Rate/100 Employees



Total Claim Payments



Average Assessment Rate



\*Source: Statistics Canada

For more information

Contact WorkplaceNL at: 709.778.1552 or 1.800.563.9000  
w workplace.nl.ca

**WorkplaceNL**

Health | Safety | Compensation

# FACTS

## Construction Industry Highlights

*continued*

### Construction

### Province

	2019	2020	2021	2022	2023	2019	2020	2021	2022	2023
Lost-time Claims	336	259	231	267	262	3,720	3,106	3,259	3,540	3,193
Health Care Only Claims	155	116	69	111	75	1,651	1,161	1,130	1,190	1,093
Fatality Claims	5	6	0	3	1	26	35	18	30	15
Paid Weeks (000's)	35.0	38.4	35.7	36.0	34.8	251.5	262.4	265.1	259.0	256.0

### Lost-time claims by top 5 type of accidents, 2019-2023

Type of Accident	% Total Lost-time Claims
Fall to floor, walkway, or other surface	12%
Overexertion in lifting	9%
Bodily reaction and exertion	8%
Bending/climbing/crawling/reaching/twisting	5%
Slip, trip, loss of balance-without fall	5%

### Lost-time claims by top 5 nature of injuries, 2019-2023

Nature of Injury	% Total Lost-time Claims
Sprains, strains, tears	26%
Fractures	13%
Soreness, pain, hurt, except the back	11%
Back pain, hurt back	8%
Cuts, lacerations	6%

### Lost-time claims by top 5 parts of body injured, 2019-2023

Body Part	% Total Lost-time Claims
Multiple body parts	16%
Knee(s)	9%
Shoulder, clavicle, scapula and trapezius	7%
Lumbo-sacral region	7%
Ankle(s)	6%

### Lost-time claims by top 5 occupations, 2019-2023

Occupations	% Total Lost-time Claims
Construction trades helpers/labourers	23%
Carpenters	20%
Heavy equipment operators-except crane	5%
Truck drivers	4%
Electricians/technologists/technicians	3%

e [safety@workplacenl.ca](mailto:safety@workplacenl.ca)

### For more information

Contact WorkplaceNL at: 709.778.1552 or 1.800.563.9000  
w [workplacenl.ca](http://workplacenl.ca)

# WorkplaceNL

Health | Safety | Compensation