

FACTS

Construction



Industry Highlights

The Construction Industry captures building, developing and general contracting, industrial and heavy construction, and trade contracting.

Between 2018 and 2022, annual average employment* decreased by 5.6%, from 19,700 to 18,600 in the industry.

There have been
19 fatalities
since 2018

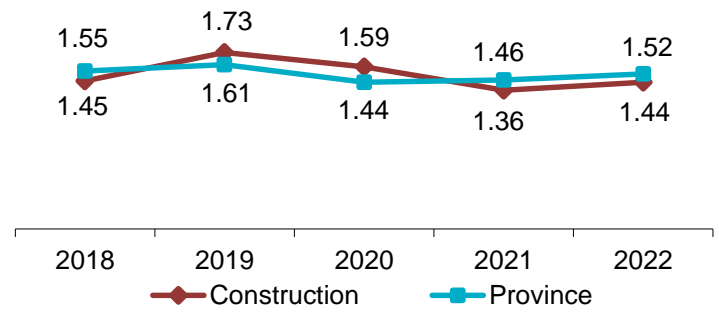
CONSTRUCTION

Eye injury rate is
4 times higher than the provincial rate

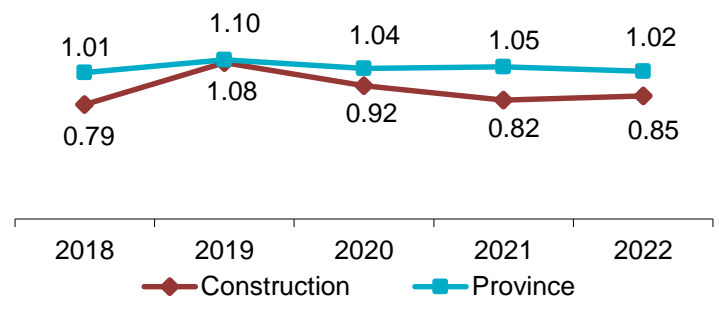
*Source: Statistics Canada – Employment rebased January, 2023

Industry Facts 2022

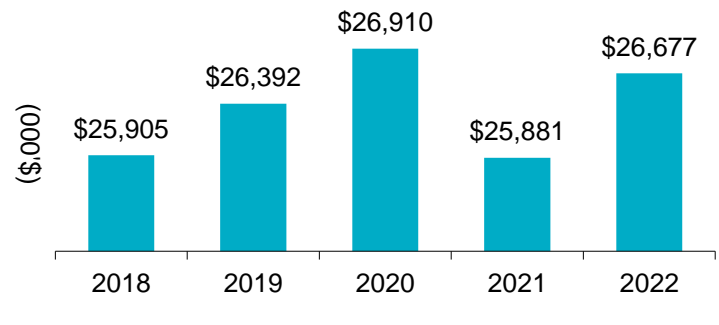
Lost-time Incidence Rate/100 Employees



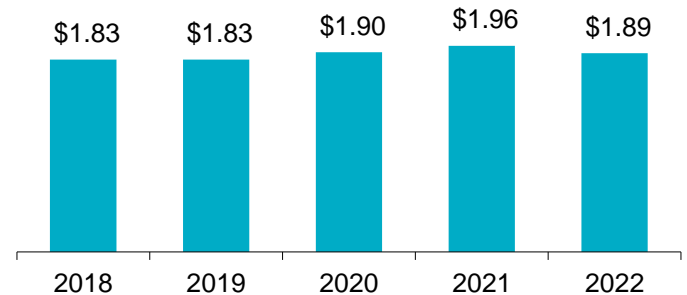
Soft Tissue Incidence Rate/100 Employees



Total Claim Payments



Average Assessment Rate



For more information

Contact WorkplaceNL at: 709.778.1552 or 1.800.563.9000
w workplace.nl.ca

WorkplaceNL

Health | Safety | Compensation

FACTS

Construction Industry Highlights *continued*

Construction

	2018	2019	2020	2021	2022	Province				
	2018	2019	2020	2021	2022	2018	2019	2020	2021	2022
Lost-time Claims	286	336	259	231	267	3,522	3,720	3,106	3,259	3,540
Health Care Only Claims	161	155	116	69	111	1,697	1,651	1,161	1,130	1,190
Fatality Claims	5	5	6	0	3	36	26	35	18	30
Paid Weeks (000's)	35.1	35.0	38.4	35.7	36.0	244.3	251.5	262.4	265.1	259.0

Lost-time claims by top 5 type of accidents, 2018-2022

Type of Accident	% Total Lost-time Claims
Fall to floor, walkway, or other surface	13%
Overexertion in lifting	9%
Bodily reaction and exertion	7%
Bending/climbing/crawling/reaching/twisting	6%
Slip, trip, loss of balance-without fall	5%

Lost-time claims by top 5 nature of injuries, 2018-2022

Nature of Injury	% Total Lost-time Claims
Sprains, strains, tears	28%
Fractures	13%
Soreness, pain, hurt, except the back	9%
Back pain, hurt back	7%
Cuts, lacerations	7%

Lost-time claims by top 5 parts of body injured, 2018-2022

Body Part	% Total Lost-time Claims
Multiple body parts	16%
Knee(s)	9%
Lumbo-sacral region	7%
Ankle(s)	7%
Finger(s), fingernail(s)	6%

Lost-time claims by top 5 occupations, 2018-2022

Occupations	% Total Lost-time Claims
Construction trades helpers/labourers	23%
Carpenters	21%
Heavy equipment operators-except crane	5%
Truck drivers	4%
Plumbers	3%

e safety@workplacenl.ca

For more information

Contact WorkplaceNL at: 709.778.1552 or 1.800.563.9000
w workplacenl.ca

WorkplaceNL

Health | Safety | Compensation