

# FACTS

## Wholesale Trade and Retail Trade



### Industry Highlights

The Wholesale Trade and Retail Trade Industry includes operations involved in the wholesale and retail of products and services such as food and beverages, apparel and dry goods, household goods, motor vehicle parts and accessories, hardware, plumbing, heating and building materials, machinery, equipment and supplies.

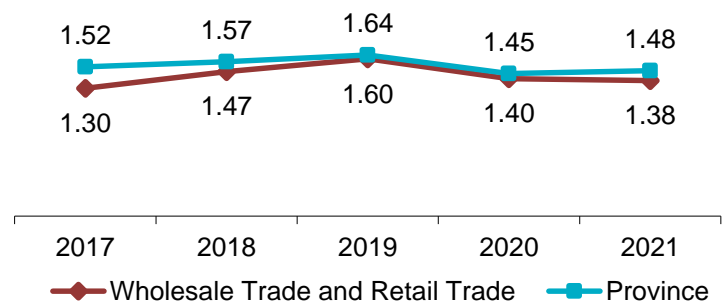
Between 2017 and 2021, annual average employment\* decreased by 9.6%, from 40,600 to 36,700 in the industry.



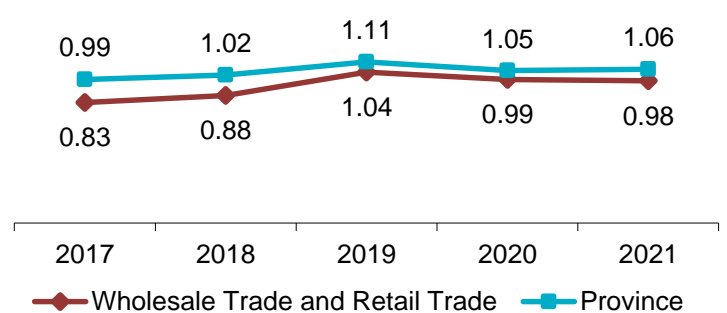
\*Source: Statistics Canada – Employment rebased January, 2021

## Industry Facts 2021

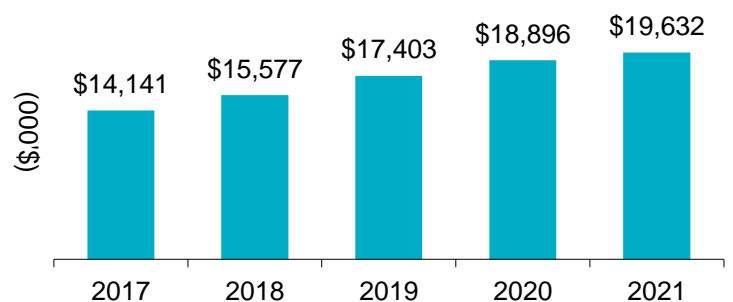
Lost-time Incidence Rate/100 Employees



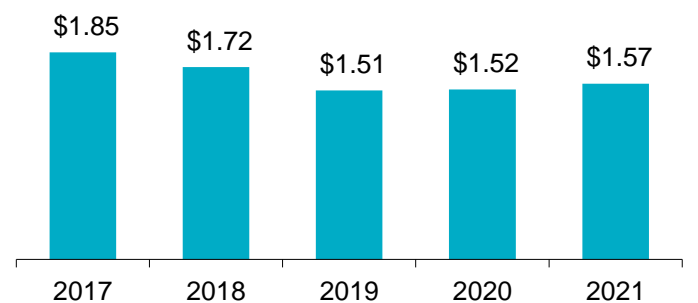
Soft Tissue Incidence Rate/100 Employees



Total Claim Payments



Average Assessment Rate



For more information

Contact WorkplaceNL at: 709.778.1552 or 1.800.563.9000  
w workplacenl.ca

WorkplaceNL

Health | Safety | Compensation

# FACTS

## Wholesale Trade and Retail Trade Industry Highlights *continued*

### Wholesale Trade and Retail Trade

### Province

	2017	2018	2019	2020	2021	2017	2018	2019	2020	2021
Lost-time	528	554	578	487	507	3,386	3,522	3,720	3,106	3,259
Health Care Only	162	206	174	139	144	1,561	1,697	1,651	1,161	1,130
Fatalities	1	0	0	0	0	25	36	26	35	18
Paid Weeks (000's)	31.1	31.0	32.0	33.8	35.2	243.5	244.3	251.5	262.4	265.1

### Lost-time claims by top 5 type of accidents, 2017-2021

Type of Accident	% Total Lost-time Claims
Overexertion in lifting	17%
Fall to floor, walkway, or other surface	14%
Bending/climbing/crawling/reaching/twisting	7%
Bodily reaction and exertion	5%
Overexertion in pulling or pushing objects	4%

### Lost-time claims by top 5 nature of injuries, 2017-2021

Nature of Injury	% Total Lost-time Claims
Sprains, strains, tears	34%
Back pain, hurt back	9%
Cuts, lacerations	6%
Fractures	6%
Bruises, contusions	5%

### Lost-time claims by top 5 parts of body injured, 2017-2021

Body Part	% Total Lost-time Claims
Multiple body parts	15%
Lumbo-sacral region	10%
Shoulder, clavicle, scapula, trapezius	8%
Lumbar region	7%
Finger(s), fingernail(s)	5%

### Lost-time claims by top 5 occupations, 2017-2021

Occupations	% Total Lost-time Claims
Retail salespersons & sales clerks	21%
Auto service technicians/truck mechanics	16%
Grocery clerks/store shelf stockers	11%
Material handlers	10%
Cashiers	7%

e [safety@workplacenl.ca](mailto:safety@workplacenl.ca)

### For more information

Contact WorkplaceNL at: 709.778.1552 or 1.800.563.9000  
w [workplacenl.ca](http://workplacenl.ca)

# WorkplaceNL

Health | Safety | Compensation