

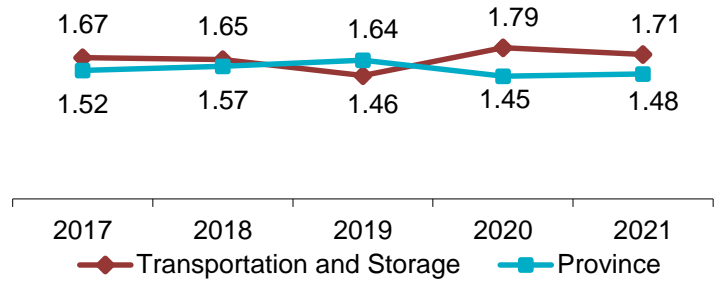
FACTS

Industry Facts 2021

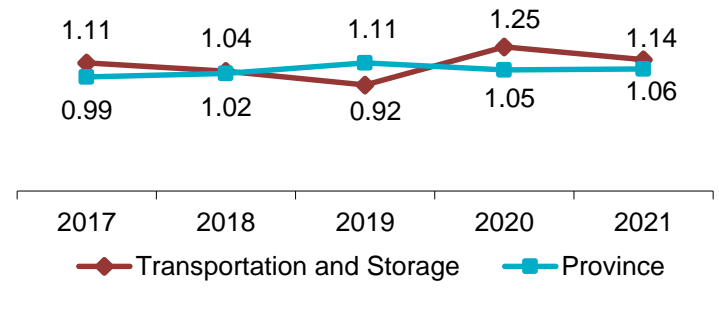
Transportation and Storage



Lost-time Incidence Rate/100 Employees



Soft Tissue Incidence Rate/100 Employees

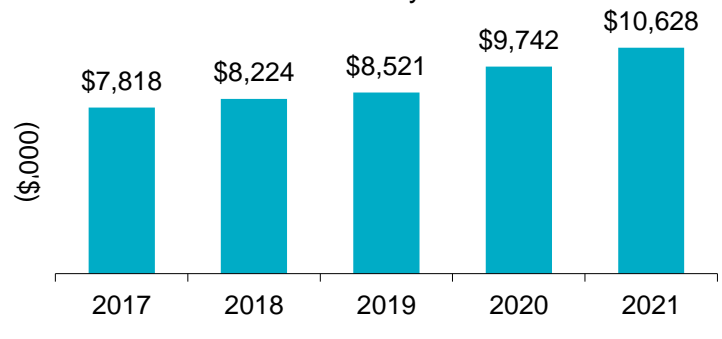


Industry Highlights

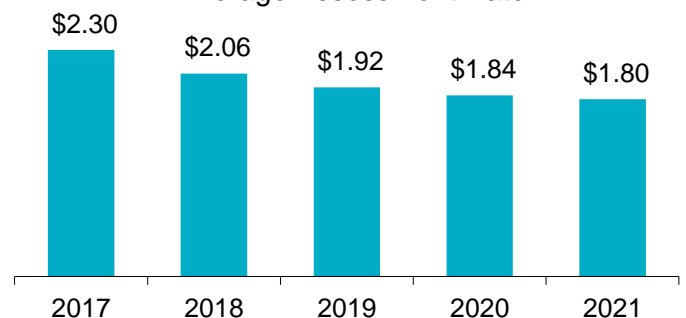
The Transportation and Storage Industry includes sectors such as air, rail, truck, water transport services, public transit systems, and storage and warehousing services.


Between 2017 and 2021, annual average employment* decreased by 23.9%, from 11,300 to 8,600 in the industry.

Total Claim Payments



Average Assessment Rate





Serious injury rate is **2.2** times higher than the provincial rate

TRANSPORTATION AND STORAGE

Fall from heights incidence rate is **2** times higher than the provincial rate

*Source: Statistics Canada – Employment rebased January, 2021

For more information

Contact WorkplaceNL at: 709.778.1552 or 1.800.563.9000
w workplacenl.ca

WorkplaceNL

Health | Safety | Compensation

FACTS

Transportation and Storage Industry Highlights *continued*

Transportation and Storage

Province

	2017	2018	2019	2020	2021	2017	2018	2019	2020	2021
Lost-time	189	196	169	175	147	3,386	3,522	3,720	3,106	3,259
Health Care Only	66	69	103	38	46	1,561	1,697	1,651	1,161	1,130
Fatalities	2	0	0	2	0	25	36	26	35	18
Paid Weeks (000's)	14.4	13.3	13.8	14.7	15.3	243.5	244.3	251.5	262.4	265.1

Lost-time claims by top 5 type of accidents, 2017-2021

Type of Accident	% Total Lost-time Claims
Fall to floor, walkway, or other surface	17%
Overexertion in lifting	14%
Overexertion in pulling or pushing objects	7%
Bending/climbing/crawling/reaching/twisting	6%
Bodily reaction and exertion	5%

Lost-time claims by top 5 nature of injuries, 2017-2021

Nature of Injury	% Total Lost-time Claims
Sprains, strains, tears	33%
Fractures	10%
Back pain, hurt back	9%
Soreness, pain, hurt, except the back	6%
Bruises, contusions	5%

Lost-time claims by top 5 parts of body injured, 2017-2021

Body Part	% Total Lost-time Claims
Multiple body parts	18%
Lumbo-sacral region	10%
Shoulder, clavicle, scapula, trapezius	8%
Ankle(s)	7%
Knee(s)	7%

Lost-time claims by top 5 occupations, 2017-2021

Occupations	% Total Lost-time Claims
Truck drivers	27%
Couriers and door-to-door distributors	9%
Air transport ramp attendants	8%
Material handlers	7%
Construction trades helpers labourers	4%

e safety@workplacnl.ca

For more information

Contact WorkplaceNL at: 709.778.1552 or 1.800.563.9000
w workplacnl.ca

WorkplaceNL

Health | Safety | Compensation