

# FACTS

## Forestry



### Industry Highlights

The Forestry Industry includes sectors such as wood harvesting, pulp and paper mills, and silviculture.

Between 2017 and 2021, annual average employment\* decreased by 11.8%, from 1,700 to 1,500 in the industry.

Hand injury rate is

# 2.1

times

higher than the provincial rate

**FORESTRY**

Serious injury rate is

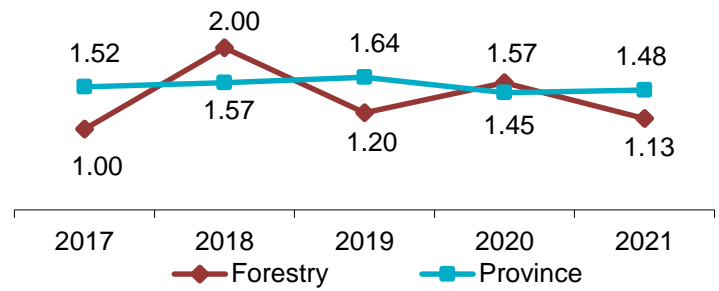
# 2.5

times

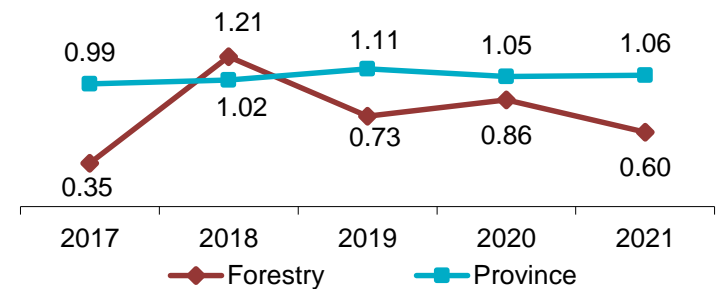
higher than the provincial rate

## Industry Facts 2021

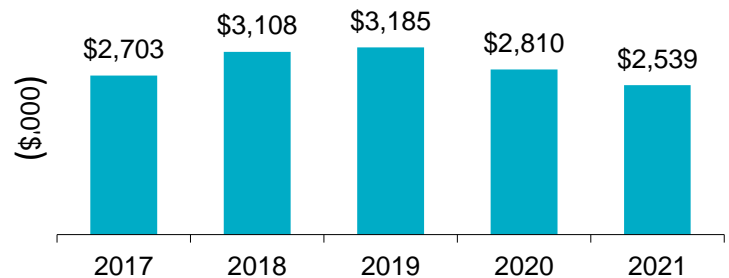
Lost-time Incidence Rate/100 Employees



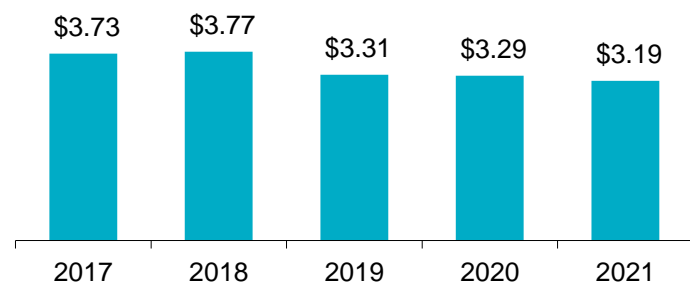
Soft Tissue Incidence Rate/100 Employees



Total Claim Payments



Average Assessment Rate



\*Source: Statistics Canada – Employment rebased January, 2021

For more information

Contact WorkplaceNL at: 709.778.1552 or 1.800.563.9000  
w/ [workplacenl.ca](http://workplacenl.ca)

**WorkplaceNL**

Health | Safety | Compensation

# FACTS

## Forestry Industry Highlights *continued*

### Forestry

### Province

	2017	2018	2019	2020	2021	2017	2018	2019	2020	2021
Lost-time	17	28	18	22	17	3,386	3,522	3,720	3,106	3,259
Health Care Only	17	8	11	8	5	1,561	1,697	1,651	1,161	1,130
Fatalities	0	0	2	0	1	25	36	26	35	18
Paid Weeks (000's)	4.4	4.8	4.1	3.6	3.6	243.5	244.3	251.5	262.4	265.1

### Lost-time claims by top 5 type of accidents, 2017-2021

Type of Accident	% Total Lost-time Claims
Fall to floor, walkway, or other surface	16%
Repetitive motion	8%
Caught in or compressed by equipment/objects	7%
Struck against object	6%
Struck by object	6%

### Lost-time claims by top 5 nature of injuries, 2017-2021

Nature of Injury	% Total Lost-time Claims
Sprains, strains, tears	30%
Fractures	15%
Soreness, pain, hurt, except the back	7%
Cuts, lacerations	7%
Crushing injuries	6%

### Lost-time claims by top 5 parts of body injured, 2017-2021

Body Part	% Total Lost-time Claims
Multiple body parts	11%
Shoulder, clavicle, scapula, trapezius	11%
Finger(s), fingernail(s)	10%
Lumbo-sacral region	9%
Knee(s)	8%

### Lost-time claims by top 5 occupations, 2017-2021

Occupations	% Total Lost-time Claims
Labourers wood pulp paper process	22%
Heavy equipment operators-except crane	12%
Papermakers/finishing machine operators	7%
Logging & forestry labourers	6%
Construction trades helpers labourers	6%

e [safety@workplacnl.ca](mailto:safety@workplacnl.ca)

### For more information

Contact WorkplaceNL at: 709.778.1552 or 1.800.563.9000  
w [workplacnl.ca](http://workplacnl.ca)

# WorkplaceNL

Health | Safety | Compensation