


# FACTS

## Finance, Insurance and Real Estate



### Industry Highlights

The Finance, Insurance and Real Estate Industry includes sectors such as banking, personal and business financing, investment, real estate, and insurance.

Between 2017 and 2021, annual average employment\* increased by 3.1%, from 6,500 to 6,700 in the industry.

Repetitive motion accounts for **36** per cent of all type of injuries since 2017

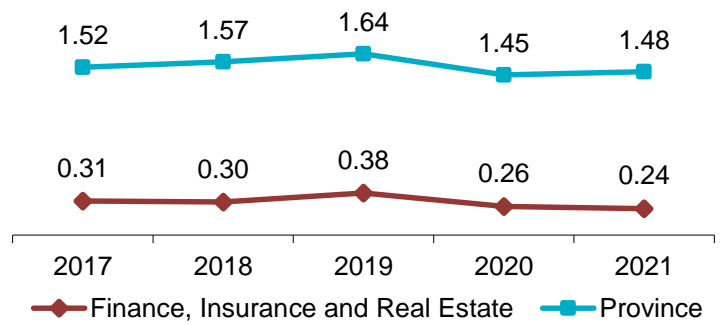
FINANCE, INSURANCE AND REAL ESTATE

The soft tissue incidence rate increased **26** per cent in the past 5 years

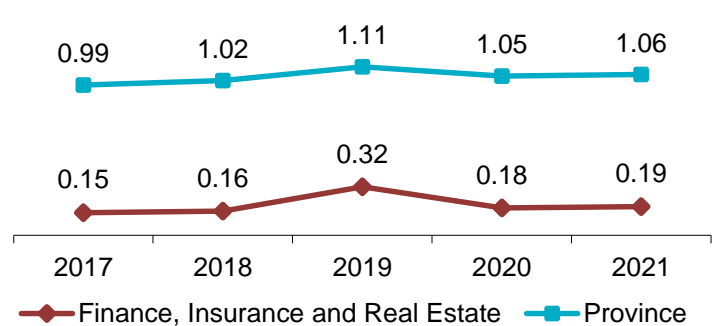
\*Source: Statistics Canada – Employment rebased January, 2021

## Industry Facts 2021

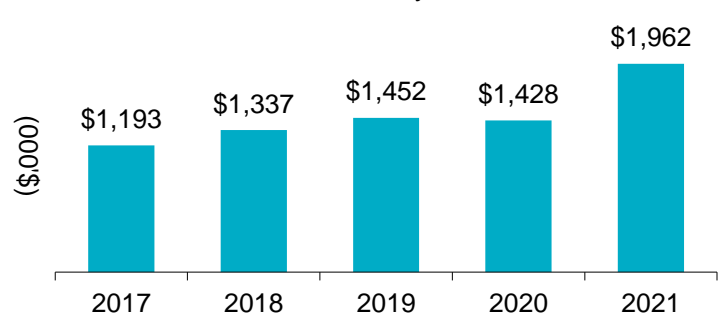
Lost-time Incidence Rate/100 Employees



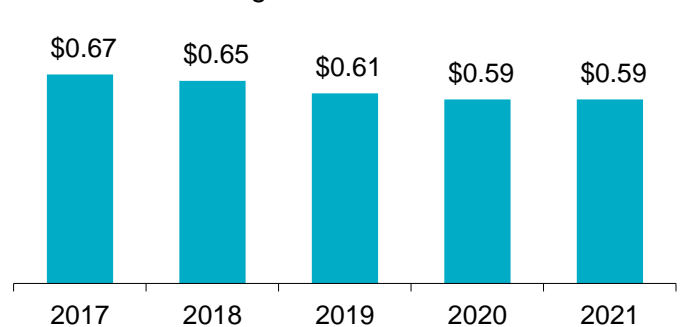
Soft Tissue Incidence Rate/100 Employees



Total Claim Payments



Average Assessment Rate



### For more information

Contact WorkplaceNL at: 709.778.1552 or 1.800.563.9000  
w workplace.nl.ca

**WorkplaceNL**

Health | Safety | Compensation

# FACTS

## Finance, Insurance and Real Estate Industry Highlights *continued*

### Finance, Insurance and Real Estate

### Province

	2017	2018	2019	2020	2021	2017	2018	2019	2020	2021
Lost-time	20	21	26	19	16	3,386	3,522	3,720	3,106	3,259
Health Care Only	14	17	16	13	8	1,561	1,697	1,651	1,161	1,130
Fatalities	0	0	0	0	1	25	36	26	35	18
Paid Weeks (000's)	2.6	2.7	2.9	2.6	2.8	243.5	244.3	251.5	262.4	265.1

### Lost-time claims by top 5 type of accidents, 2017-2021

Type of Accident	% Total Lost-time Claims
Fall to floor, walkway, or other surface	23%
Typing or keyentry	13%
Repetitive motion	11%
Overexertion in lifting	8%
Bending/climbing/crawling/reaching/twisting	7%

### Lost-time claims by top 5 nature of injuries, 2017-2021

Nature of Injury	% Total Lost-time Claims
Sprains, strains, tears	46%
Fractures	5%
Bruises, contusions	5%
Radiculitis	5%
Crushing injuries	4%

### Lost-time claims by top 5 parts of body injured, 2017-2021

Body Part	% Total Lost-time Claims
Multiple body parts	23%
Lumbo-sacral region	8%
Shoulder, clavicle, scapula, trapezius	7%
Neck and shoulder	6%
Wrist(s)	5%

### Lost-time claims by top 5 occupations, 2017-2021

Occupations	% Total Lost-time Claims
Janitors/caretakers/superintendents	25%
Insurance adjusters/claims examiners	10%
Customer service representatives - finance	6%
Data entry clerks	5%
Light duty cleaners	5%

e [safety@workplacnl.ca](mailto:safety@workplacnl.ca)

### For more information

Contact WorkplaceNL at: 709.778.1552 or 1.800.563.9000  
w [workplacnl.ca](http://workplacnl.ca)

# WorkplaceNL

Health | Safety | Compensation