

FACTS

Construction



Industry Highlights

The Construction Industry includes sectors such as building, developing and general contracting, industrial and heavy construction, and trade contracting.

Between 2017 and 2021, annual average employment* decreased by 22.5%, from 20,900 to 16,200 in the industry.

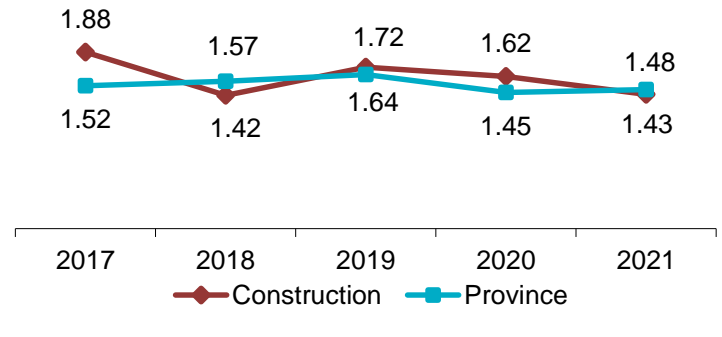
Serious injury rate is
1.7 times
higher than the provincial rate
CONSTRUCTION

Eye injury rate is
2.2
times higher than the provincial rate

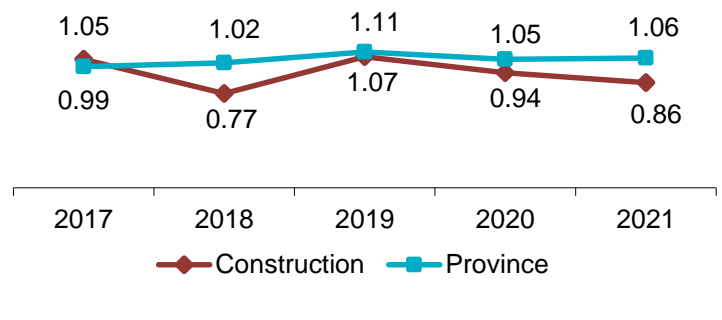
*Source: Statistics Canada – Employment rebased January, 2021

Industry Facts 2021

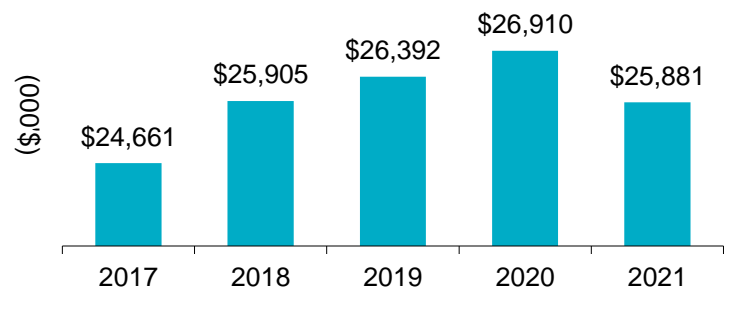
Lost-time Incidence Rate/100 Employees



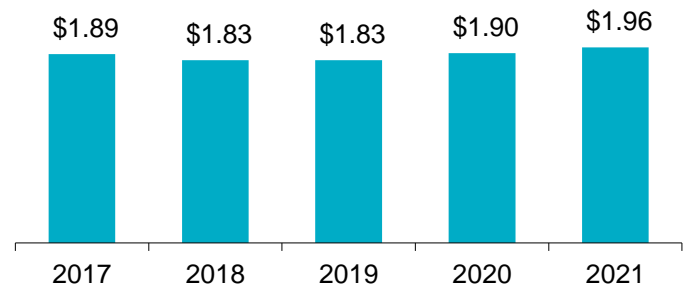
Soft Tissue Incidence Rate/100 Employees



Total Claim Payments



Average Assessment Rate



For more information

Contact WorkplaceNL at: 709.778.1552 or 1.800.563.9000
w workplacenl.ca

WorkplaceNL

Health | Safety | Compensation

FACTS

Construction Industry Highlights *continued*

Construction

Province

	2017	2018	2019	2020	2021	2017	2018	2019	2020	2021
Lost-time	393	286	336	259	231	3,386	3,522	3,720	3,106	3,259
Health Care Only	157	161	155	116	69	1,561	1,697	1,651	1,161	1,130
Fatalities	3	5	5	6	0	25	36	26	35	18
Paid Weeks (000's)	35.4	35.1	35.0	38.4	35.7	243.5	244.3	251.5	262.4	265.1

Lost-time claims by top 5 type of accidents, 2017-2021

Type of Accident	% Total Lost-time Claims
Fall to floor, walkway, or other surface	13%
Overexertion in lifting	10%
Bending/climbing/crawling/reaching/twisting	7%
Bodily reaction and exertion	5%
Caught in/compressed by equipment/objects	5%

Lost-time claims by top 5 nature of injuries, 2017-2021

Nature of Injury	% Total Lost-time Claims
Sprains, strains, tears	29%
Fractures	13%
Back pain, hurt back	7%
Cuts, lacerations	6%
Soreness, pain, hurt, except the back	5%

Lost-time claims by top 5 parts of body injured, 2017-2021

Body Part	% Total Lost-time Claims
Multiple body parts	16%
Knee(s)	10%
Lumbo-sacral region	8%
Finger(s), fingernail(s)	7%
Ankle(s)	7%

Lost-time claims by top 5 occupations, 2017-2021

Occupations	% Total Lost-time Claims
Carpenters	23%
Construction trades helpers/labourers	23%
Heavy equipment operators-except crane	5%
Truck drivers	4%
Electricians except industrial systems	3%

e safety@workplacenl.ca

For more information

Contact WorkplaceNL at: 709.778.1552 or 1.800.563.9000
w workplacenl.ca

WorkplaceNL

Health | Safety | Compensation