

FACTS

Agriculture



Industry Highlights

The Agriculture Industry includes livestock farms, dairy farms, field crop farms, horticultural specialties and service sectors incidental to agriculture, such as veterinary services.

Between 2017 and 2021, annual average employment* decreased by 27.8%, from 1,800 to 1,300 in the industry.

Hand injury rate is



3.9 times
higher than the provincial rate

AGRICULTURE

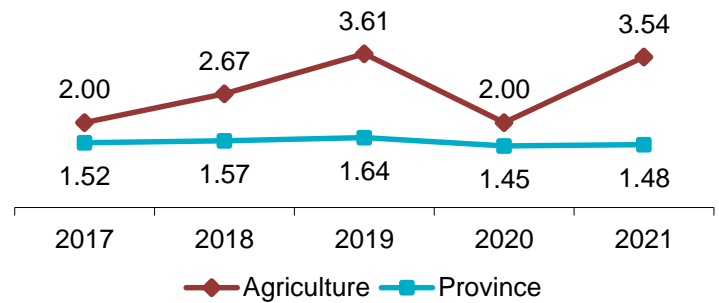
Fall from heights incidence rate is

4.8 times
higher than the provincial rate

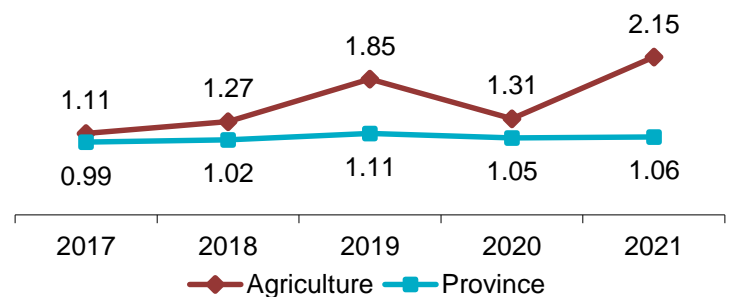
*Source: Statistics Canada – Employment rebased January, 2021

Industry Facts 2021

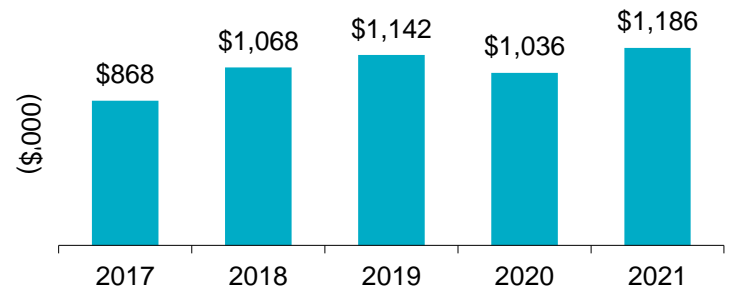
Lost-time Incidence Rate/100 Employees



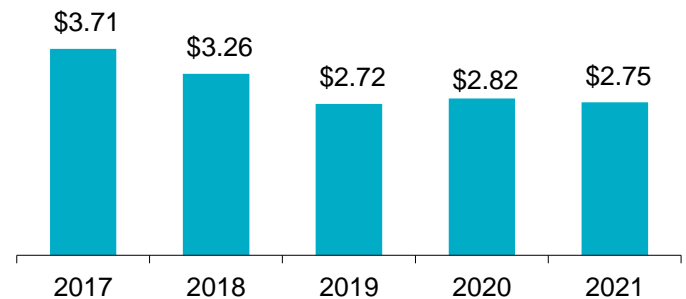
Soft Tissue Incidence Rate/100 Employees



Total Claim Payments



Average Assessment Rate



For more information

Contact WorkplaceNL at: 709.778.1552 or 1.800.563.9000
w workplace.nl.ca

WorkplaceNL

Health | Safety | Compensation

FACTS

Agriculture Industry Highlights *continued*

Agriculture

Province

	2017	2018	2019	2020	2021	2017	2018	2019	2020	2021
Lost-time	36	40	47	26	46	3,386	3,522	3,720	3,106	3,259
Health Care Only	11	15	20	15	16	1,561	1,697	1,651	1,161	1,130
Fatalities	0	1	0	0	0	25	36	26	35	18
Paid Weeks (000's)	1.7	2.0	2.1	2.1	2.4	243.5	244.3	251.5	262.4	265.1

Lost-time claims by top 5 type of accidents, 2017-2021

Type of Accident	% Total Lost-time Claims
Fall to floor, walkway, or other surface	14%
Assaults by animals	12%
Overexertion in lifting	8%
Repetitive motion	5%
Bending/climbing/crawling/reaching/twisting	4%

Lost-time claims by top 5 nature of injuries, 2017-2021

Nature of Injury	% Total Lost-time Claims
Sprains, strains, tears	28%
Animal or insect bites	9%
Fractures	9%
Back pain, hurt back	8%
Soreness, pain, hurt, except the back	5%

Lost-time claims by top 5 parts of body injured, 2017-2021

Body Part	% Total Lost-time Claims
Multiple body parts	13%
Hand(s), except finger(s)	11%
Lumbo-sacral region	9%
Finger(s), fingernail(s)	6%
Knee(s)	6%

Lost-time claims by top 5 occupations, 2017-2021

Occupations	% Total Lost-time Claims
Labourers food/beverage processing	27%
Vet/animal health technologists/technicians	18%
General farm workers	16%
Truck drivers	8%
Farm supervisors/livestock workers	6%

e safety@workplacenl.ca

For more information

Contact WorkplaceNL at: 709.778.1552 or 1.800.563.9000
w workplacenl.ca

WorkplaceNL

Health | Safety | Compensation