

FACTS

Young Workers



Industry Highlights

A young worker is defined as a person between the age of 15 and 24. They may be at risk of being injured due to lack of occupational health and safety knowledge and work experience. As a result, injuries often occur during the first few weeks on the job.

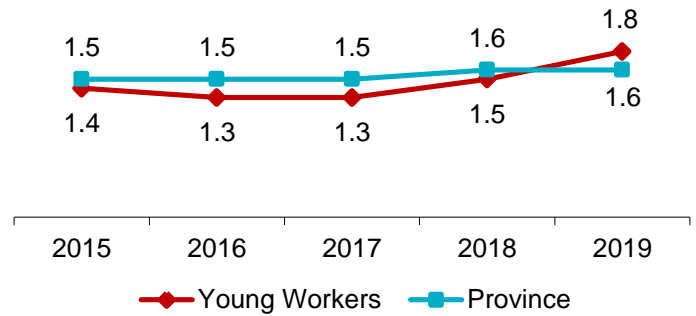
The number of young workers employed in the province fluctuates, with peak employment during the summer months. Between 2015 and 2019, young worker annual average employment* decreased by 14.3%, from 30,700 to 26,300.



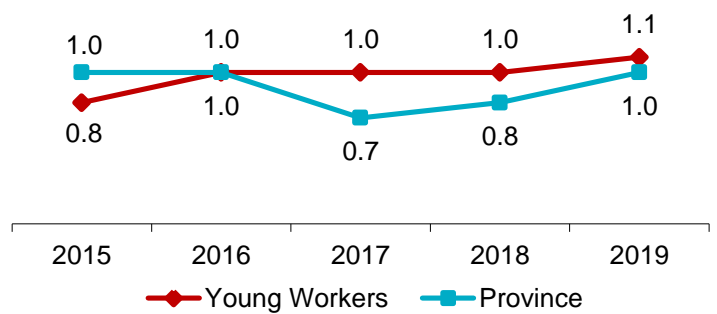
*Source: Statistics Canada

Industry Facts 2019

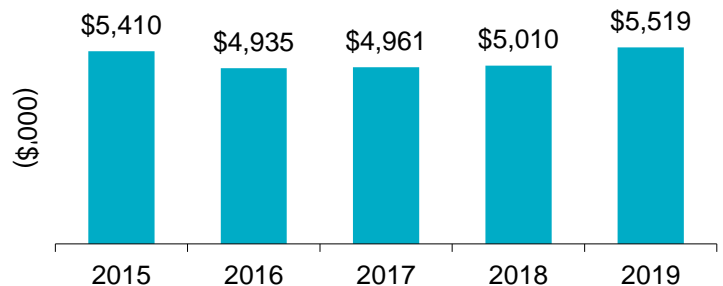
Lost-time Incidence Rate/100 Employees



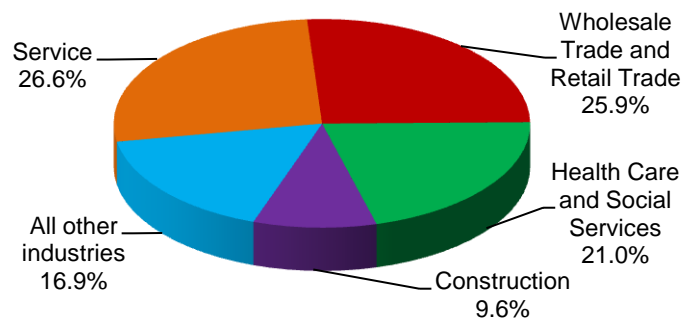
Soft Tissue Incidence Rate/100 Employees



Total Claim Payments



Percentage of Young Worker Lost-time Claims by Industry (2015 - 2019)



For more information

Contact WorkplaceNL at: 709.778.1552 or 1.800.563.9000
w workplacenl.ca

FACTS

Young Workers Industry Highlights *continued*

Young Workers

Province

	2015	2016	2017	2018	2019	2015	2016	2017	2018	2019
Lost-time	428	372	369	390	485	3,640	3,601	3,386	3,522	3,720
Health Care Only	147	165	134	147	153	1,443	1,621	1,561	1,697	1,651
Fatalities	1	0	0	0	1	24	13	25	36	26
Paid Weeks (000's)	8.0	7.8	8.1	7.9	8.5	254.3	247.4	243.5	244.3	251.5

Lost-time claims by top 5 type of accidents, 2015-2019

Type of Accident	% Total Lost-time Claims
Fall to floor, walkway, or other surface	12%
Overexertion in lifting	12%
Contact with hot objects or substances	6%
Bending/climbing/crawling/reaching/twisting	5%
Struck by falling object	4%

Lost-time claims by top 5 nature of injuries, 2015-2019

Nature of Injury	% Total Lost-time Claims
Sprains, strains, tears	37%
Cuts, lacerations	7%
Back pain, hurt back	6%
Bruises, contusions	6%
Fractures	6%

Lost-time claims by top 5 parts of body injured, 2015-2019

Body Part	% Total Lost-time Claims
Multiple body parts	13%
Knee(s)	7%
Shoulder, clavicle, scapula, trapezius	7%
Lumbar region	7%
Finger(s), fingernail(s)	7%

Lost-time claims by top 5 occupations, 2015-2019

Occupations	% Total Lost-time Claims
Food counter attendants/kitchen/related	10%
Retail salespersons & sales clerks	8%
Material handlers	6%
Personal care attendants	6%
Construction trades helpers/labourers	5%

e safety@workplacenl.ca

For more information

Contact WorkplaceNL at: 709.778.1552 or 1.800.563.9000
w workplacenl.ca

WorkplaceNL

Health | Safety | Compensation