


FACTS

Wholesale Trade and Retail Trade



Industry Highlights

The Wholesale Trade and Retail Trade Industry includes operations involved in the wholesale and retail of products and services such as food and beverages, apparel and dry goods, household goods, motor vehicle parts and accessories, hardware, plumbing, heating and building materials, machinery, equipment and supplies.

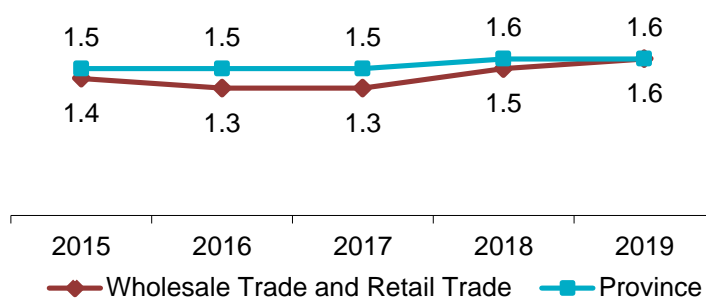
Between 2015 and 2019, annual average employment* decreased by 15.6%, from 41,600 to 35,100 in the industry.



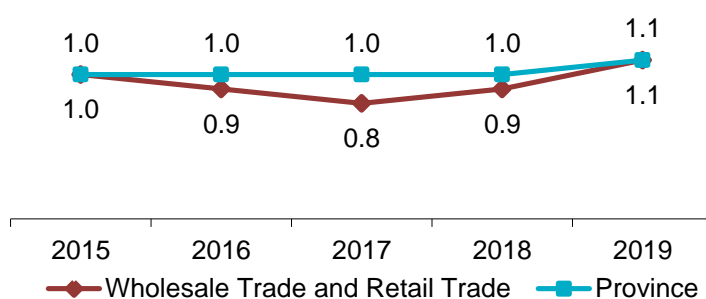
*Source: Statistics Canada

Industry Facts 2019

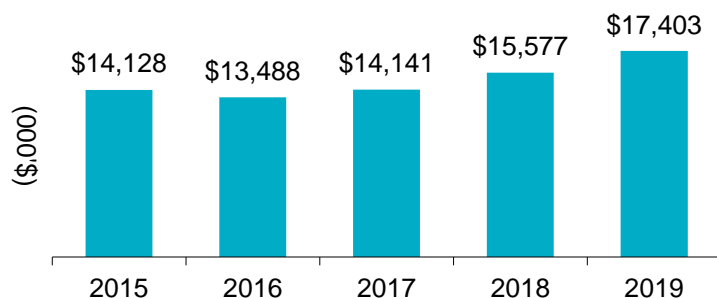
Lost-time Incidence Rate/100 Employees



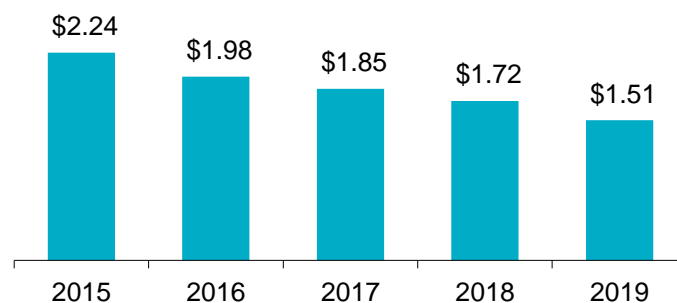
Soft Tissue Incidence Rate/100 Employees



Total Claim Payments



Average Assessment Rate



For more information

Contact WorkplaceNL at: 709.778.1552 or 1.800.563.9000
w workplacenl.ca

WorkplaceNL

Health | Safety | Compensation

FACTS

Wholesale Trade and Retail Trade Industry Highlights *continued*

Wholesale Trade and Retail Trade

Province

	2015	2016	2017	2018	2019	2015	2016	2017	2018	2019
Lost-time	602	579	528	554	578	3,640	3,601	3,386	3,522	3,720
Health Care Only	181	220	162	206	174	1,443	1,621	1,561	1,697	1,651
Fatalities	0	0	1	0	0	24	13	25	36	26
Paid Weeks (000's)	32.6	30.4	31.1	31.0	32.0	254.3	247.4	243.5	244.3	251.5

Lost-time claims by top 5 type of accidents, 2015-2019

Type of Accident	% Total Lost-time Claims
Overexertion in lifting	17%
Fall to floor, walkway, or other surface	13%
Bending/climbing/crawling/reaching/twisting	8%
Overexertion in pulling or pushing objects	5%
Struck by falling object	4%

Lost-time claims by top 5 nature of injuries, 2015-2019

Nature of Injury	% Total Lost-time Claims
Sprains, strains, tears	37%
Back pain, hurt back	8%
Cuts, lacerations	6%
Bruises, contusions	6%
Fractures	5%

Lost-time claims by top 5 parts of body injured, 2015-2019

Body Part	% Total Lost-time Claims
Multiple body parts	16%
Lumbo-sacral region	11%
Lumbar region	9%
Shoulder, clavicle, scapula, trapezius	8%
Knee(s)	6%

Lost-time claims by top 5 occupations, 2015-2019

Occupations	% Total Lost-time Claims
Retail salespersons & sales clerks	23%
Material handlers	14%
Auto service technicians/truck mechanics	13%
Grocery clerks/store shelf stocker	8%
Cashiers	6%

e safety@workplacenl.ca

For more information

Contact WorkplaceNL at: 709.778.1552 or 1.800.563.9000
w workplacenl.ca

WorkplaceNL

Health | Safety | Compensation