

# FACTS

## Manufacturing



### Industry Highlights

The Manufacturing Industry includes sectors which involve manufacturing, processing, and packaging of items such as food products, beverages, plastics, clothing, furniture, household products, metal products, machinery, equipment, concrete products and petroleum.

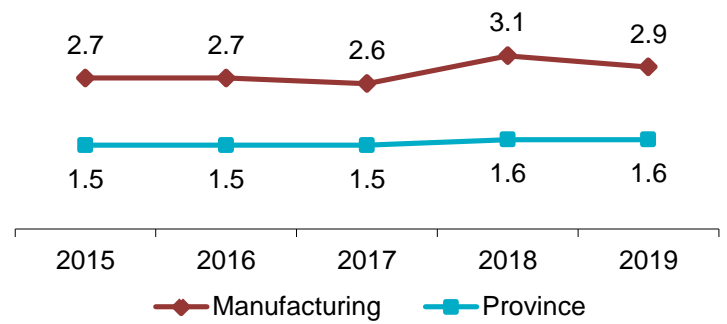
Between 2015 and 2019, annual average employment\* decreased by 29.6%, from 8,100 to 5,700 in the industry.



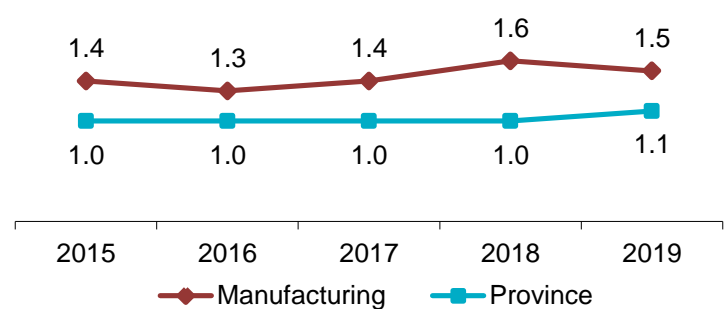
\*Source: Statistics Canada

## Industry Facts 2019

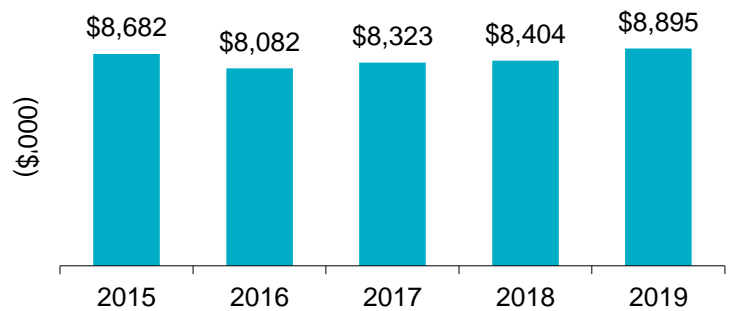
Lost-time Incidence Rate/100 Employees



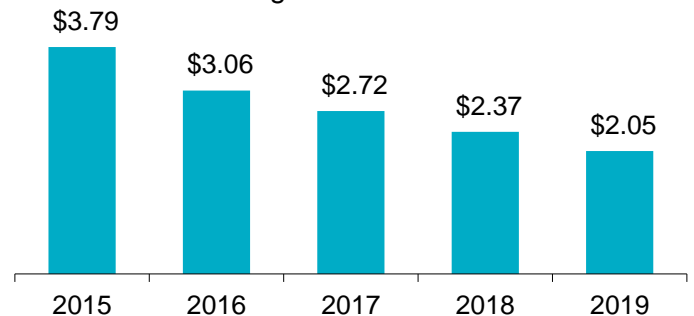
Soft Tissue Incidence Rate/100 Employees



Total Claim Payments



Average Assessment Rate



For more information

Contact WorkplaceNL at: 709.778.1552 or 1.800.563.9000  
w workplacenl.ca

**WorkplaceNL**

Health | Safety | Compensation

# FACTS

## Manufacturing Industry Highlights *continued*

### Manufacturing

### Province

	2015	2016	2017	2018	2019	2015	2016	2017	2018	2019
Lost-time	221	168	153	164	167	3,640	3,601	3,386	3,522	3,720
Health Care Only	73	69	76	65	80	1,443	1,621	1,561	1,697	1,651
Fatalities	6	1	3	3	2	24	13	25	36	26
Paid Weeks (000's)	16.2	15.2	14.9	15.3	15.3	254.3	247.4	243.5	244.3	251.5

### Lost-time claims by top 5 type of accidents, 2015-2019

Type of Accident	% Total Lost-time Claims
Overexertion in lifting	10%
Bending/climbing/crawling/reaching/twisting	10%
Fall to floor, walkway, or other surface	9%
Ingestion of substance	6%
Struck by object	4%

### Lost-time claims by top 5 nature of injuries, 2015-2019

Nature of Injury	% Total Lost-time Claims
Sprains, strains, tears	29%
Zoonotic bacterial diseases	8%
Cuts, lacerations	7%
Fractures	7%
Back pain, hurt back	6%

### Lost-time claims by top 5 parts of body injured, 2015-2019

Body Part	% Total Lost-time Claims
Multiple body parts	15%
Lumbo-sacral region	9%
Finger(s), fingernail(s)	7%
Multiple internal abdominal locations	7%
Lumbar region	6%

### Lost-time claims by top 5 occupations, 2015-2019

Occupations	% Total Lost-time Claims
Labourers food and beverage processing	25%
Welders & related machine operator	11%
Construction trades helpers labourers	9%
Truck drivers	5%
Labour processing/manufacturing/utilities	5%

e [safety@workplacnl.ca](mailto:safety@workplacnl.ca)

### For more information

Contact WorkplaceNL at: 709.778.1552 or 1.800.563.9000  
w [workplacnl.ca](http://workplacnl.ca)

# WorkplaceNL

Health | Safety | Compensation