

FACTS

Forestry



Industry Highlights

The Forestry Industry includes sectors such as wood harvesting, pulp and paper mills, and silviculture.

Between 2015 and 2019, annual average employment* decreased by 17.6%, from 1,700 to 1,400 in the industry.

Serious injury rate is

2.5

times

higher than the provincial rate

FORESTRY

There have been

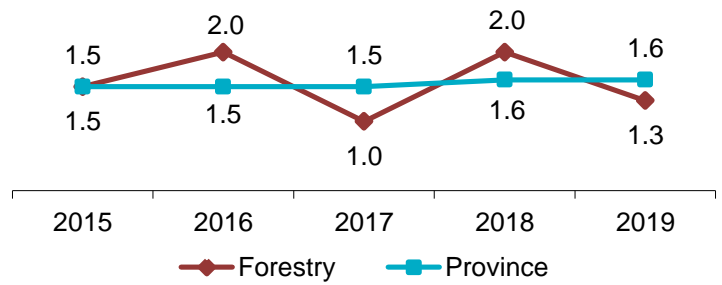
2

fatalities

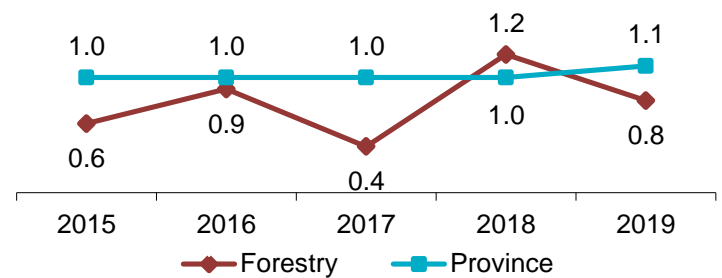
since 2015

Industry Facts 2019

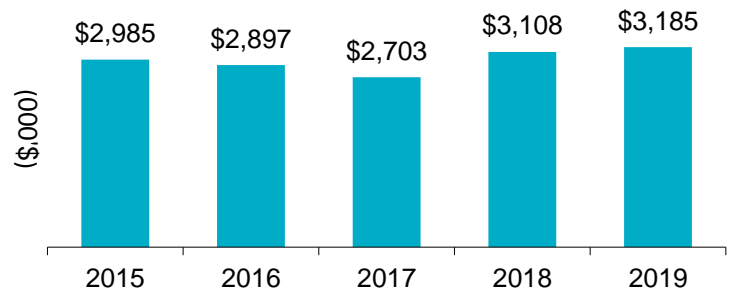
Lost-time Incidence Rate/100 Employees



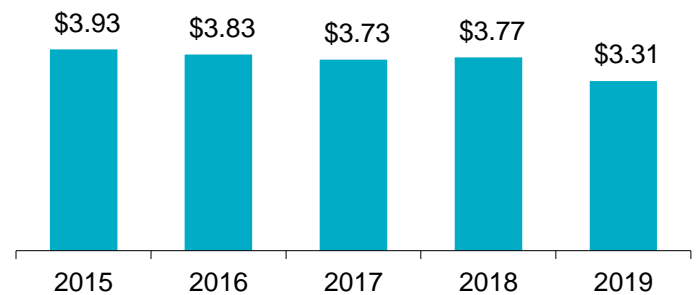
Soft Tissue Incidence Rate/ 100 Employees



Total Claim Payments



Average Assessment Rate



*Source: Statistics Canada

For more information

Contact WorkplaceNL at: 709.778.1552 or 1.800.563.9000
w workplace.nl.ca

WorkplaceNL

Health | Safety | Compensation

FACTS

Forestry Industry Highlights *continued*

Forestry

Province

	2015	2016	2017	2018	2019	2015	2016	2017	2018	2019
Lost-time	25	26	17	28	18	3,640	3,601	3,386	3,522	3,720
Health Care Only	11	10	17	8	11	1,443	1,621	1,561	1,697	1,651
Fatalities	0	0	0	0	2	24	13	25	36	26
Paid Weeks (000's)	5.0	4.6	4.4	4.8	4.1	254.3	247.4	243.5	244.3	251.5

Lost-time claims by top 5 type of accidents, 2015-2019

Type of Accident	% Total Lost-time Claims
Fall to floor, walkway, or other surface	11%
Bending/climbing/crawling/reaching/twisting	8%
Struck by object	8%
Caught in or compressed by equipment/objects	7%
Repetitive motion	6%

Lost-time claims by top 5 nature of injuries, 2015-2019

Nature of Injury	% Total Lost-time Claims
Sprains, strains, tears	25%
Fractures	14%
Cuts, lacerations	8%
Back pain, hurt back	7%
Bruises, contusions	7%

Lost-time claims by top 5 parts of body injured, 2015-2019

Body Part	% Total Lost-time Claims
Multiple body parts	16%
Finger(s), fingernail(s)	10%
Lumbo-sacral region	10%
Shoulder, clavicle, scapula, trapezius	8%
Ankle(s)	7%

Lost-time claims by top 5 occupations, 2015-2019

Occupations	% Total Lost-time Claims
Labourers wood/pulp and paper process	19%
Heavy equipment operator-except crane	10%
Construction trades helpers/labourers	8%
Papermaker & finishing machine operator	7%
Material handlers	6%

e safety@workplacnl.ca

For more information

Contact WorkplaceNL at: 709.778.1552 or 1.800.563.9000
w workplacnl.ca

WorkplaceNL

Health | Safety | Compensation