

FACTS

Fish Harvesting



Industry Highlights

The Fish Harvesting Industry captures the inshore and offshore harvesting of sea species, including aquaculture.

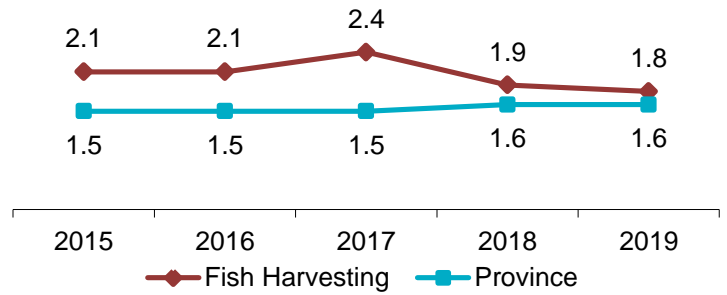
Between 2015 and 2019, annual average employment* increased by 2.9%, from 3,400 to 3,500 in the industry.



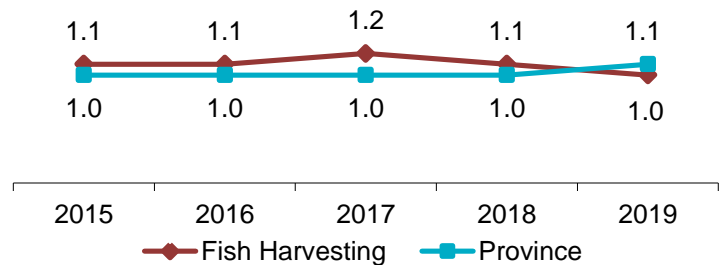
*Source: Statistics Canada

Industry Facts 2019

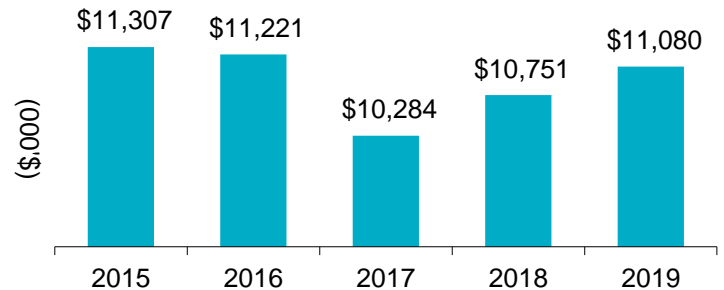
Lost-time Incidence Rate/100 Employees



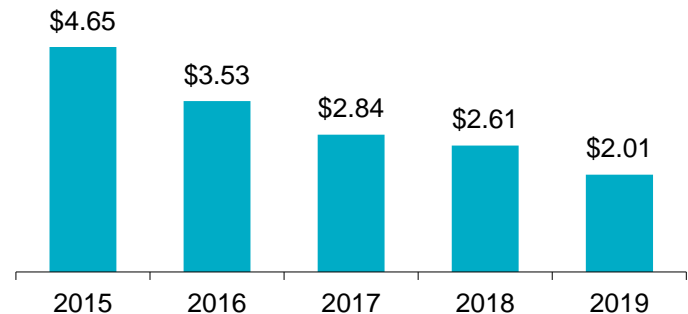
Soft Tissue Incidence Rate/100 Employees



Total Claim Payments



Average Assessment Rate



For more information

Contact WorkplaceNL at: 709.778.1552 or 1.800.563.9000
w workplace.nl.ca

WorkplaceNL

Health | Safety | Compensation

FACTS

Fish Harvesting Industry Highlights

continued

Fish Harvesting

Province

	2015	2016	2017	2018	2019	2015	2016	2017	2018	2019
Lost-time	71	64	71	66	63	3,640	3,601	3,386	3,522	3,720
Health Care Only	24	33	39	34	21	1,443	1,621	1,561	1,697	1,651
Fatalities	2	1	1	0	1	24	13	25	36	26
Paid Weeks (000's)	19.3	17.9	17.1	16.1	15.0	254.3	247.4	243.5	244.3	251.5

Lost-time claims by top 5 type of accidents, 2015-2019

Type of Accident	% Total Lost-time Claims
Fall on ship, boat	26%
Overexertion in lifting	11%
Overexertion in pulling or pushing objects	6%
Struck by object	5%
Fall to floor, walkway, or other surface	5%

Lost-time claims by top 5 nature of injuries, 2015-2019

Nature of Injury	% Total Lost-time Claims
Sprains, strains, tears	28%
Fractures	15%
Back pain, hurt back	6%
Cuts, lacerations	5%
Bruises, contusions	4%

Lost-time claims by top 5 parts of body injured, 2015-2019

Body Part	% Total Lost-time Claims
Multiple body parts	19%
Lumbo-sacral region	10%
Shoulder, clavicle, scapula, trapezius	8%
Finger(s), fingernail(s)	6%
Knee(s)	6%

Lost-time claims by top 5 occupations, 2015-2019

Occupations	% Total Lost-time Claims
Fishing vessel skippers/fishers	36%
Aquaculture & marine harvest labourer	20%
Fishing vessel deckhands	19%
Labourers fish processing	5%
Fish plant workers	3%

e safety@workplacenl.ca

For more information

Contact WorkplaceNL at: 709.778.1552 or 1.800.563.9000
w workplacenl.ca

WorkplaceNL

Health | Safety | Compensation