

# FACTS

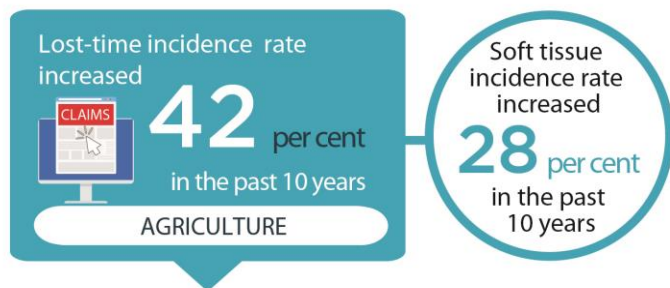
## Agriculture



### Industry Highlights

The Agriculture Industry includes livestock farms, dairy farms, field crop farms, horticultural specialties and service sectors incidental to agriculture, such as veterinary services.

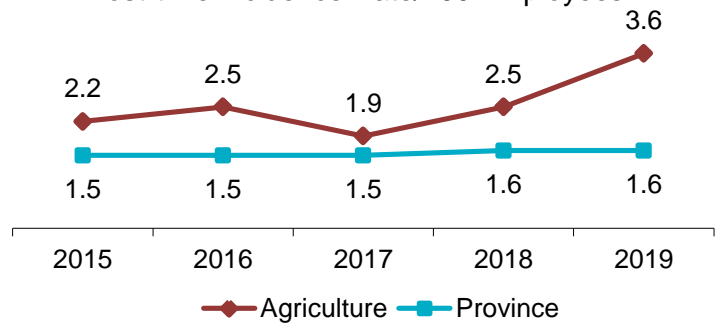
Between 2015 and 2019, there were fluctuations in the annual average employment\* in the industry. However, in 2019 employment returned to the 2015 level of 1,300 workers.



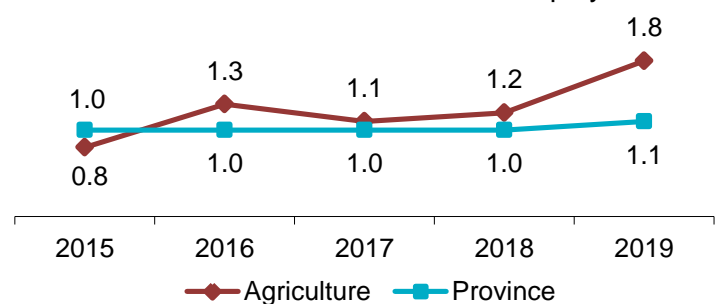
\*Source: Statistics Canada

## Industry Facts 2019

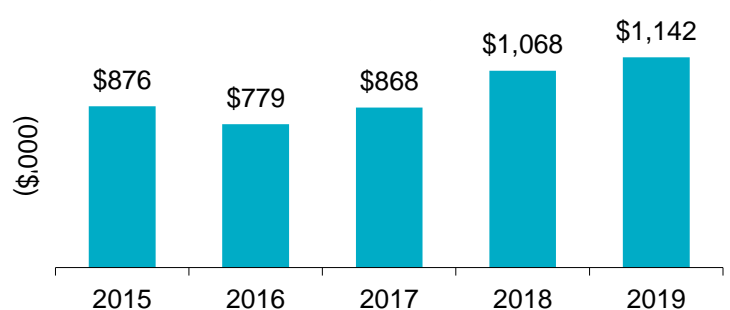
Lost-time Incidence Rate/100 Employees



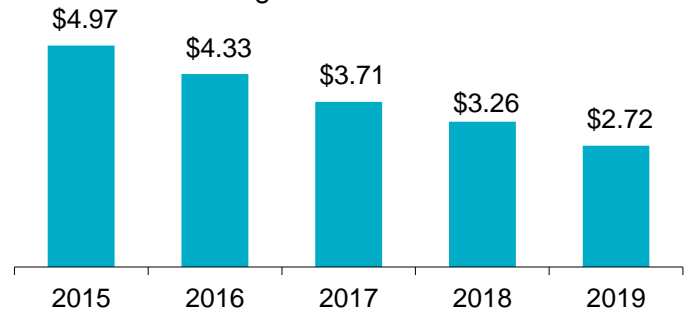
Soft Tissue Incidence Rate/100 Employees



Total Claim Payments



Average Assessment Rate



For more information

Contact WorkplaceNL at: 709.778.1552 or 1.800.563.9000  
w workplace.nl.ca

WorkplaceNL

Health | Safety | Compensation

# FACTS

## Agriculture Industry Highlights

*continued*

### Agriculture

### Province

	2015	2016	2017	2018	2019	2015	2016	2017	2018	2019
Lost-time	29	37	36	40	47	3,640	3,601	3,386	3,522	3,720
Health Care Only	7	12	11	15	20	1,443	1,621	1,561	1,697	1,651
Fatalities	1	0	0	1	0	24	13	25	36	26
Paid Weeks (000's)	1.7	1.7	1.7	2.0	2.1	254.3	247.4	243.5	244.3	251.5

### Lost-time claims by top 5 type of accidents, 2015-2019

Type of Accident	% Total Lost-time Claims
Assaults by animals	13%
Fall to floor, walkway, or other surface	11%
Overexertion in lifting	7%
Struck by object	6%
Bending/climbing/crawling/reaching/twisting	5%

### Lost-time claims by top 5 nature of injuries, 2015-2019

Nature of Injury	% Total Lost-time Claims
Sprains, strains, tears	27%
Fractures	10%
Bruises, contusions	8%
Animal or insect bites	7%
Cuts, lacerations	4%

### Lost-time claims by top 5 parts of body injured, 2015-2019

Body Part	% Total Lost-time Claims
Multiple body parts	13%
Hand(s), except finger(s)	11%
Finger(s), fingernail(s)	9%
Lumbo-sacral region	7%
Shoulder, clavicle, scapula and trapezius	6%

### Lost-time claims by top 5 occupations, 2015-2019

Occupations	% Total Lost-time Claims
Labourers food/beverage processing	29%
General farm workers	28%
Vet/animal health technologist/technician	15%
Truck drivers	8%
Pet grooming and animal care work	4%

e [safety@workplacnl.ca](mailto:safety@workplacnl.ca)

### For more information

Contact WorkplaceNL at: 709.778.1552 or 1.800.563.9000  
w [workplacnl.ca](http://workplacnl.ca)

# WorkplaceNL

Health | Safety | Compensation