

FACTS

Wholesale Trade & Retail Trade



Industry Highlights

The Wholesale Trade & Retail Trade Industry includes operations involved in the wholesale and retail of products and services such as food and beverages, apparel and dry goods, household goods, motor vehicle parts and accessories, hardware, plumbing, heating and building materials, machinery, equipment and supplies.

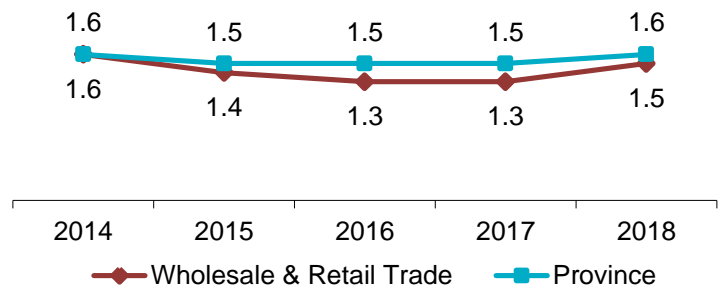
Between 2014 and 2018, annual average employment* decreased by 5.1%, from 39,400 to 37,400 in the industry.



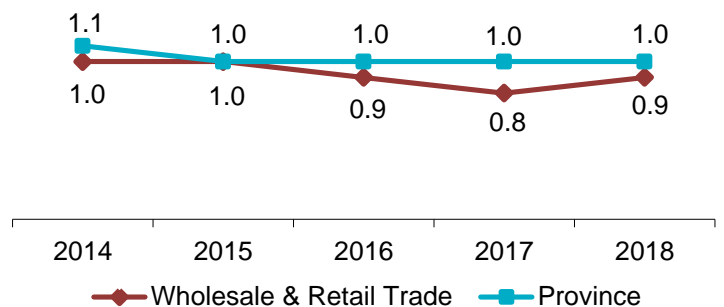
*Source: Statistics Canada

Industry Facts 2018

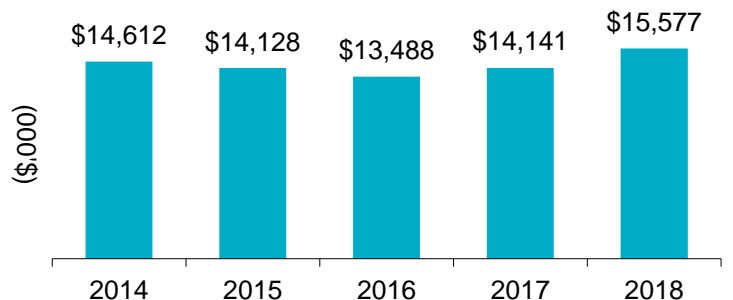
Lost-time Incidence Rate/100 Employees



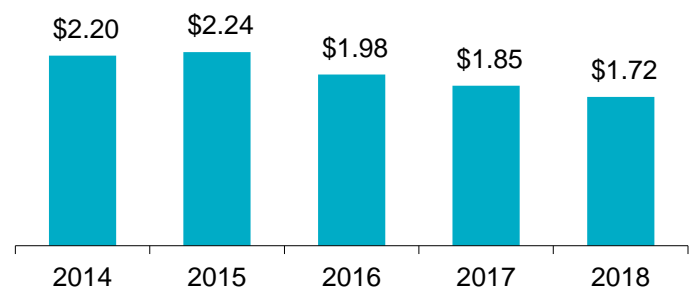
Soft Tissue Incidence Rate/100 Employees



Total Claim Payments



Average Assessment Rate



For more information

Contact WorkplaceNL at: 709.778.1552 or 1.800.563.9000
w workplace.nl.ca

WorkplaceNL

Health | Safety | Compensation

FACTS

Wholesale Trade & Retail Trade Industry Highlights *continued*

Wholesale Trade & Retail Trade

Province

	2014	2015	2016	2017	2018	2014	2015	2016	2017	2018
Lost-time	612	602	579	528	554	3,793	3,640	3,601	3,386	3,522
Health Care Only	216	181	220	162	206	1,563	1,443	1,621	1,561	1,697
Fatalities	1	0	0	1	0	29	24	13	25	36
Paid Weeks (000's)	31.6	32.6	30.4	31.1	31.0	260.1	254.3	247.4	243.5	244.3

Lost-time claims by top 5 type of accidents, 2014-2018

Type of Accident	% Total Lost-time Claims
Overexertion in lifting	18%
Fall to floor, walkway, or other surface	12%
Bending/climbing/crawling/reaching/twisting	8%
Overexertion in pulling or pushing objects	4%
Struck by falling object	4%

Lost-time claims by top 5 nature of injuries, 2014-2018

Nature of Injury	% Total Lost-time Claims
Sprains, strains, tears	37%
Back pain, hurt back	9%
Cuts, lacerations	6%
Fractures	6%
Bruises, contusions	6%

Lost-time claims by top 5 parts of body injured, 2014-2018

Body Part	% Total Lost-time Claims
Multiple body parts	17%
Lumbo-sacral region	12%
Lumbar region	9%
Shoulder, clavicle, scapula, trapezius	7%
Finger(s), fingernail(s)	5%

Lost-time claims by top 5 occupations, 2014-2018

Occupations	% Total Lost-time Claims
Retail salespersons & sales clerks	23%
Material handlers	14%
Auto service technicians/truck mechanics	13%
Grocery clerks/store shelf stockers	7%
Cashiers	5%

e safety@workplacnl.ca

For more information

Contact WorkplaceNL at: 709.778.1552 or 1.800.563.9000
w workplacnl.ca

WorkplaceNL

Health | Safety | Compensation