

FACTS

Service



Industry Highlights

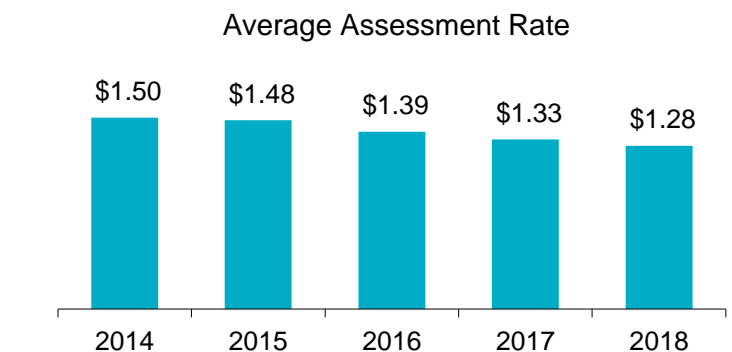
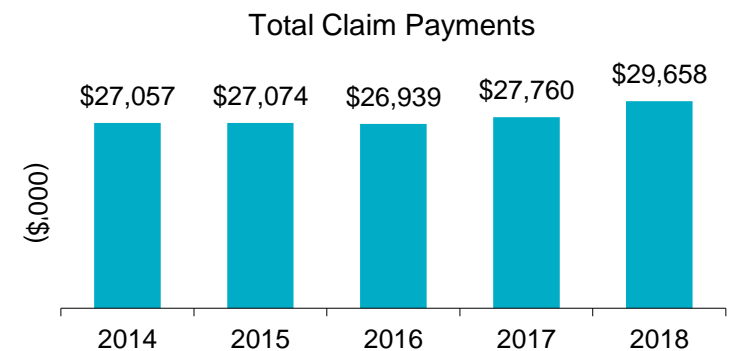
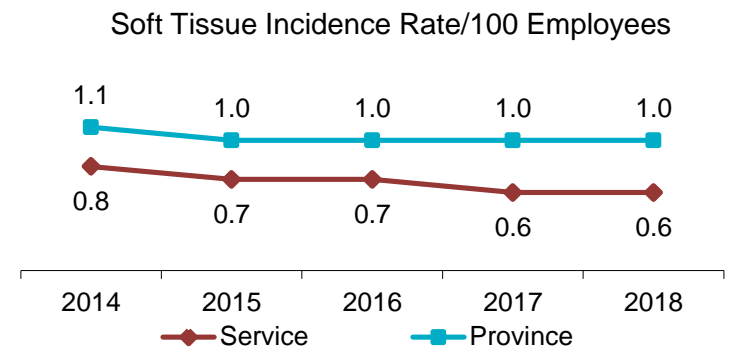
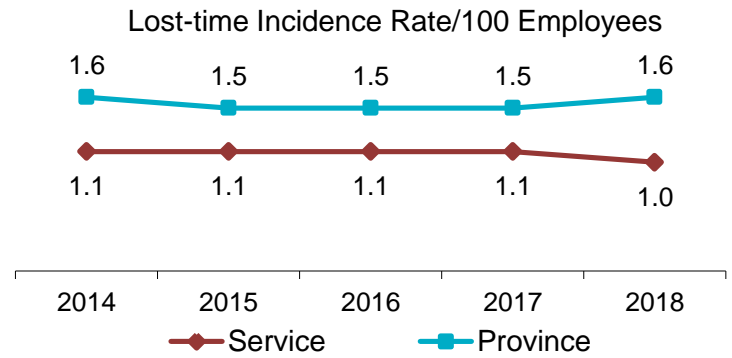
The Service Industry includes a range of sectors including accommodation, food and beverage services, amusement and recreational services, personal and household services, government services, and business services.

Between 2014 and 2018, annual average employment* decreased by 3.7%, from 89,200 to 85,900 in the industry.



*Source: Statistics Canada

Industry Facts 2018



For more information

Contact WorkplaceNL at: 709.778.1552 or 1.800.563.9000
w workplacenl.ca

WorkplaceNL

Health | Safety | Compensation

FACTS

Service Industry Highlights *continued*

Service

Province

	2014	2015	2016	2017	2018	2014	2015	2016	2017	2018
Lost-time	1012	916	948	872	875	3,793	3,640	3,601	3,386	3,522
Health Care Only	434	453	457	404	496	1,563	1,443	1,621	1,561	1,697
Fatalities	2	0	3	3	7	29	24	13	25	36
Paid Weeks (000's)	53.5	51.0	49.3	48.8	49.3	260.1	254.3	247.4	243.5	244.3

Lost-time claims by top 5 type of accidents, 2014-2018

Type of Accident	% Total Lost-time Claims
Fall to floor, walkway, or other surface	18%
Overexertion in lifting	11%
Bending/climbing/crawling/reaching/twisting	8%
Contact with hot objects or substances	4%
Slip, trip, loss of balance-without fall	4%

Lost-time claims by top 5 nature of injuries, 2014-2018

Nature of Injury	% Total Lost-time Claims
Sprains, strains, tears	37%
Fractures	7%
Back pain, hurt back	7%
Cuts, lacerations	5%
Bruises, contusions	5%

Lost-time claims by top 5 parts of body injured, 2014-2018

Body Part	% Total Lost-time Claims
Multiple body parts	19%
Lumbo-sacral region	9%
Knee(s)	7%
Lumbar region	7%
Shoulder, clavicle, scapula, trapezius	7%

Lost-time claims by top 5 occupations, 2014-2018

Occupations	% Total Lost-time Claims
Food counter attendants/kitchen/related	10%
Public works & maintenance labourers	8%
Janitors/caretakers/superintendents	7%
Cooks	7%
Light duty cleaners	5%

e safety@workplacenl.ca

For more information

Contact WorkplaceNL at: 709.778.1552 or 1.800.563.9000
w workplacenl.ca

WorkplaceNL

Health | Safety | Compensation