

FACTS

Municipalities

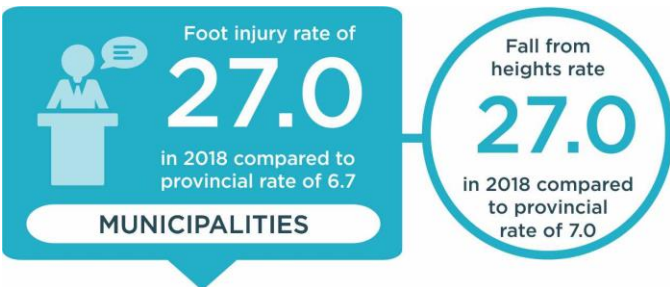


Industry Highlights

Municipalities are defined as local council authorities which provide local services, facilities, safety and infrastructure for communities.

Currently, there are approximately 276 incorporated municipalities delivering services to 89 percent of the provincial population.

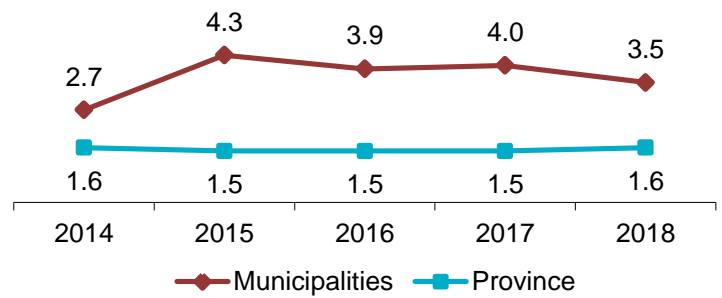
Between 2014 and 2018, annual average employment* decreased by 7.5%, from 4,000 to 3,700 in the industry.



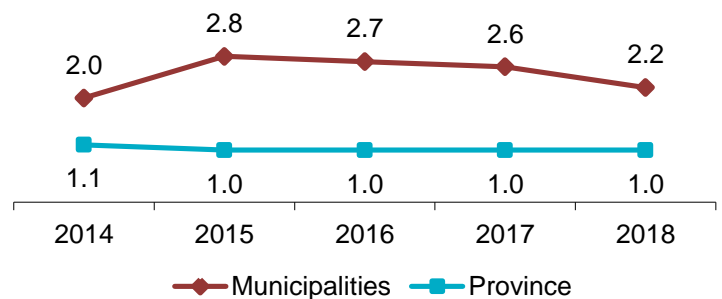
*Source: Statistics Canada

Industry Facts 2018

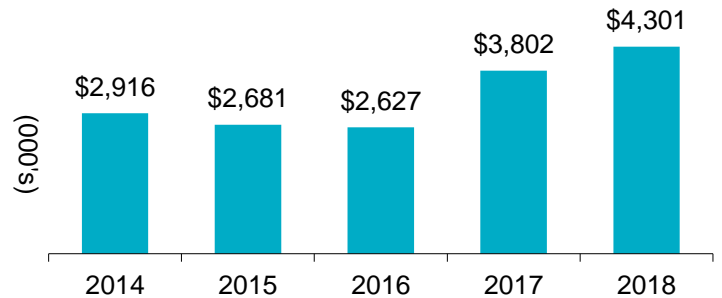
Lost-time Incidence Rate/100 Employees



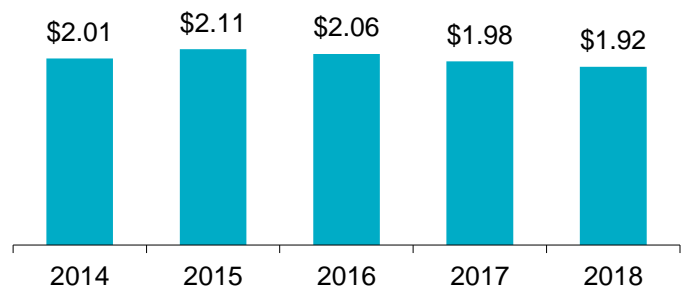
Soft Tissue Incidence Rate/100 Employees



Total Claim Payments



Assessment Rate



For more information

Contact WorkplaceNL at: 709.778.1552 or 1.800.563.9000
w workplace.nl.ca

WorkplaceNL

Health | Safety | Compensation

FACTS

Municipalities Industry Highlights *continued*

Municipalities

Province

	2014	2015	2016	2017	2018	2014	2015	2016	2017	2018
Lost-time	109	115	116	116	128	3,793	3,640	3,601	3,386	3,522
Health Care Only	61	61	55	58	66	1,563	1,443	1,621	1,521	1,697
Fatalities	0	0	0	2	1	29	24	13	25	36
Paid Weeks (000's)	3.7	3.1	3.1	4.1	4.5	260.1	254.3	247.4	243.5	244.3

Lost-time claims by top 5 type of accidents, 2014-2018

Type of Accident	% Total Lost-time Claims
Fall to floor, walkway, or other surface	14%
Overexertion in lifting	13%
Bending/climbing/crawling/reaching/twisting	9%
Struck by object	4%
Caught in/compressed by equipment/objects	4%

Lost-time claims by top 5 nature of injuries, 2014-2018

Nature of Injury	% Total Lost-time Claims
Sprains, strains, tears	40%
Back pain, hurt back	8%
Bruises, contusions	6%
Fractures	5%
Traumatic injuries to muscles, tendons	4%

Lost-time claims by top 5 parts of body injured, 2014-2018

Body Part	% Total Lost-time Claims
Multiple body parts	16%
Lumbo-sacral region	11%
Lumbar region	11%
Knee(s)	8%
Shoulder, clavicle, scapula, trapezius	7%

Lost-time claims by top 5 occupations, 2014-2018

Occupations	% Total Lost-time Claims
Public works & maintenance labourers	49%
Heavy equipment operators-except crane	18%
Firefighters	4%
Auto service technicians/truck mechanics	3%
Heavy-duty equipment-mechanics	3%

e safety@workplacenl.ca

For more information

Contact WorkplaceNL at: 709.778.1552 or 1.800.563.9000
w workplacenl.ca

WorkplaceNL

Health | Safety | Compensation