

FACTS

Fish Processing



Industry Highlights

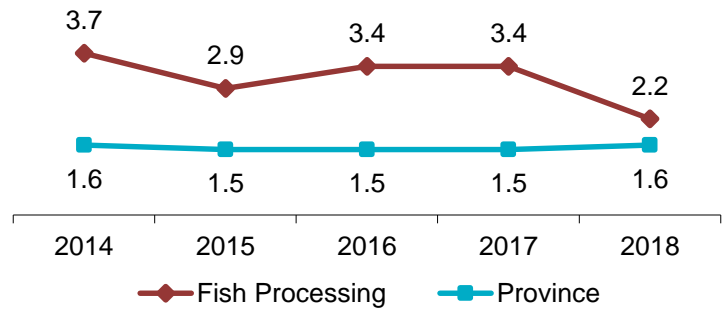
The Fish Processing Industry captures the processing of seafood products and services incidental to fishing such as fishing protection and inspection services.

Between 2014 and 2018, annual average employment* increased by 18.5%, from 2,700 to 3,200 in the industry.

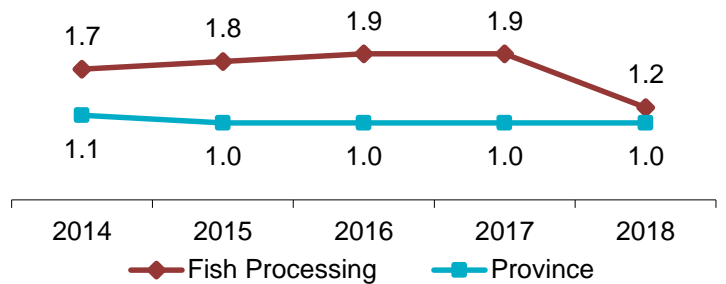


Industry Facts 2018

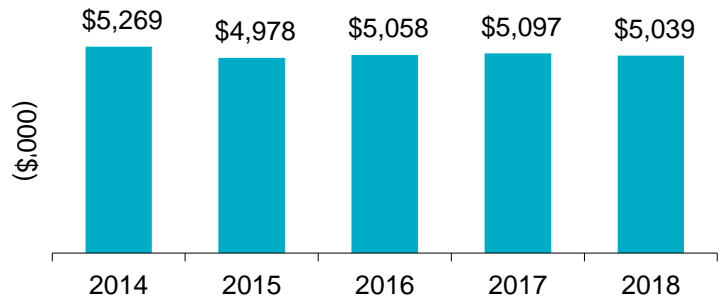
Lost-time Incidence Rate/100 Employees



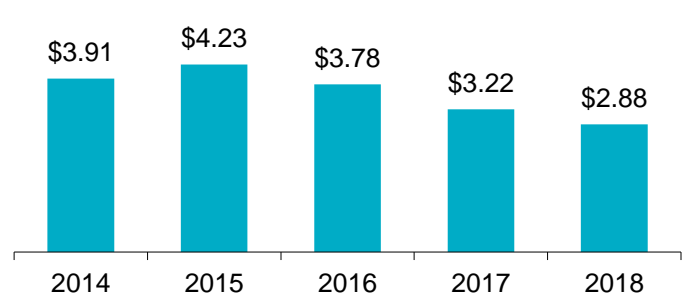
Soft Tissue Incidence Rate/100 Employees



Total Claim Payments



Average Assessment Rate



*Source: Statistics Canada

For more information

Contact WorkplaceNL at: 709.778.1552 or 1.800.563.9000
 w workplacenl.ca

WorkplaceNL

Health | Safety | Compensation

FACTS

Fish Processing Industry Highlights

continued

Fish Processing

Province

	2014	2015	2016	2017	2018	2014	2015	2016	2017	2018
Lost-time	100	82	102	85	71	3,793	3,640	3,601	3,386	3,522
Health Care Only	83	48	41	45	77	1,563	1,443	1,621	1,561	1,697
Fatalities	0	0	0	0	0	29	24	13	25	36
Paid Weeks (000's)	14.6	13.0	12.9	11.8	10.8	260.1	254.3	247.4	243.5	244.3

Lost-time claims by top 5 type of accidents, 2014-2018

Type of Accident	% Total Lost-time Claims
Fall to floor, walkway, or other surface	15%
Overexertion in lifting	9%
Bending/climbing/crawling/reaching/twisting	6%
Caught in/compressed by equipment/objects	5%
Fall onto or against objects	4%

Lost-time claims by top 5 parts of body injured, 2014-2018

Body Part	% Total Lost-time Claims
Multiple body parts	21%
Shoulder, clavicle, scapula, trapezius	9%
Finger(s), fingernail(s)	7%
Hand(s), except finger(s)	7%
Lumbo-sacral region	6%

Lost-time claims by top 5 nature of injuries, 2014-2018

Nature of Injury	% Total Lost-time Claims
Sprains, strains, tears	32%
Fractures	9%
Cuts, lacerations	7%
Bruises, contusions	5%
Back pain, hurt back	5%

Lost-time claims by top 5 occupations, 2014-2018

Occupations	% Total Lost-time Claims
Labourers fish processing	51%
Fish plant workers	27%
Material handlers	3%
Testers/graders food processing	2%
Longshore workers	2%

e safety@workplacenl.ca

For more information

Contact WorkplaceNL at: 709.778.1552 or 1.800.563.9000
w workplacenl.ca

WorkplaceNL

Health | Safety | Compensation