

# FACTS

## Construction



### Industry Highlights

The Construction Industry includes sectors such as building, developing and general contracting, industrial and heavy construction, and trade contracting.

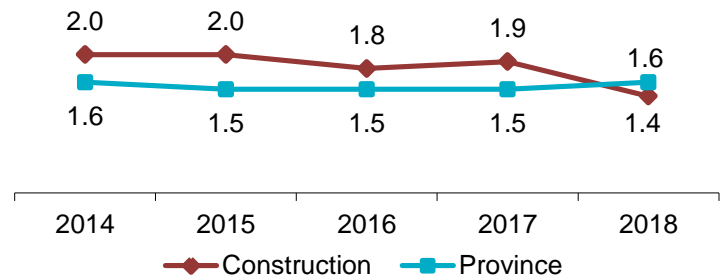
Between 2014 and 2018, annual average employment\* decreased by 11.1%, from 22,600 to 20,100 in the industry.



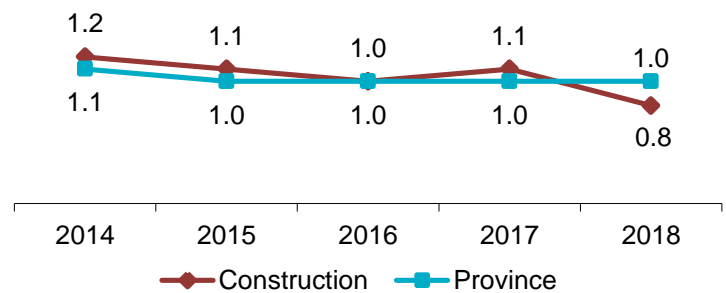
\*Source: Statistics Canada

## Industry Facts 2018

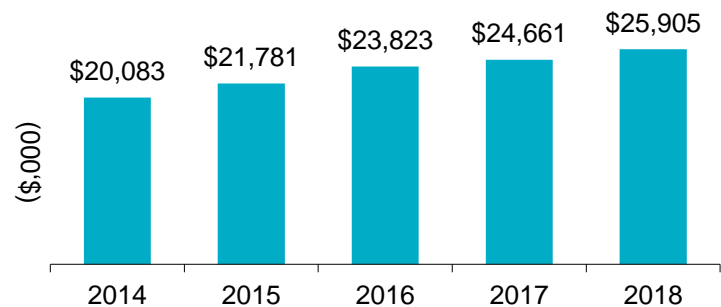
Lost-time Incidence Rate/100 Employees



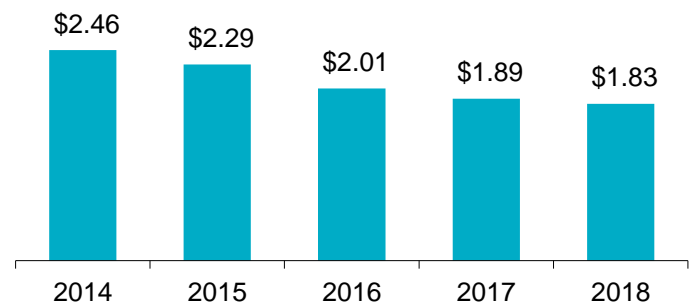
Soft Tissue Incidence Rate/100 Employees



Total Claim Payments



Average Assessment Rate



For more information

Contact WorkplaceNL at: 709.778.1552 or 1.800.563.9000  
w workplace.nl.ca

WorkplaceNL

Health | Safety | Compensation

# FACTS

## Construction Industry Highlights *continued*

### Construction

### Province

	2014	2015	2016	2017	2018	2014	2015	2016	2017	2018
Lost-time	458	444	391	393	286	3,793	3,640	3,601	3,386	3,522
Health Care Only	220	165	186	157	161	1,563	1,443	1,621	1,561	1,697
Fatalities	5	8	3	3	5	29	24	13	25	36
Paid Weeks (000's)	32.5	33.9	35.4	35.4	35.1	260.1	254.3	247.4	243.5	244.3

### Lost-time claims by top 5 type of accidents, 2014-2018

Type of Accident	% Total Lost-time Claims
Fall to floor, walkway, or other surface	13%
Overexertion in lifting	11%
Bending/climbing/crawling/reaching/twisting	8%
Slip, trip, loss of balance-without fall	5%
Fall from ladder	4%

### Lost-time claims by top 5 nature of injuries, 2014-2018

Nature of Injury	% Total Lost-time Claims
Sprains, strains, tears	32%
Fractures	14%
Cuts, lacerations	7%
Back pain, hurt back	7%
Bruises, contusions	4%

### Lost-time claims by top 5 parts of body injured, 2014-2018

Body Part	% Total Lost-time Claims
Multiple body parts	16%
Lumbo-sacral region	9%
Lumbar region	8%
Knee(s)	8%
Shoulder, clavicle, scapula and trapezius	7%

### Lost-time claims by top 5 occupations, 2014-2018

Occupations	% Total Lost-time Claims
Construction trades helpers labourers	24%
Carpenters	22%
Electrician except industrial systems	4%
Truck drivers	4%
Heavy equipment operator-except crane	4%

e [safety@workplacenl.ca](mailto:safety@workplacenl.ca)

### For more information

Contact WorkplaceNL at: 709.778.1552 or 1.800.563.9000  
w [workplacenl.ca](http://workplacenl.ca)

**WorkplaceNL**

Health | Safety | Compensation