

FACTS

Young Workers



Industry Highlights

A young worker is defined as a person between the age of 15 and 24. They may be at risk of being injured due to lack of occupational health and safety knowledge and work experience. As a result, injuries often occur during the first few weeks on the job.

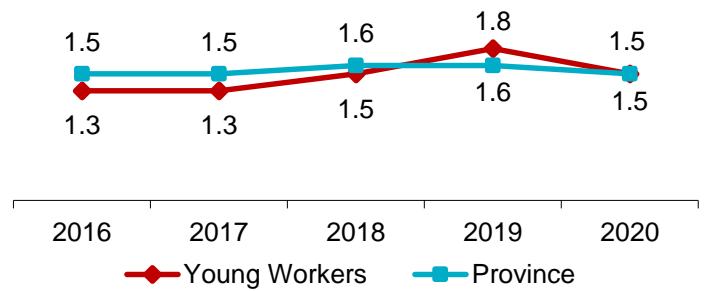
The number of young workers employed in the province fluctuates, with peak employment during the summer months. Between 2016 and 2020, young worker annual average employment* decreased by 14.2%, from 29,500 to 25,300.



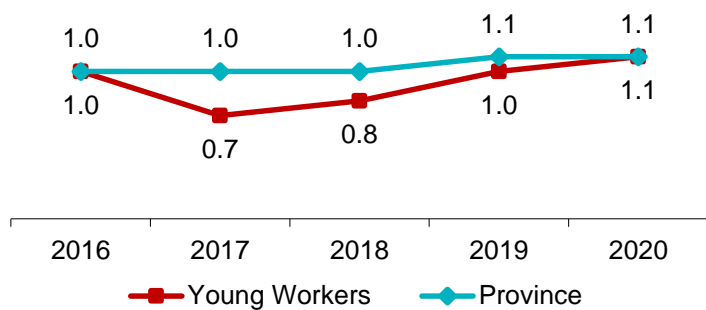
*Source: Statistics Canada

Industry Facts 2020

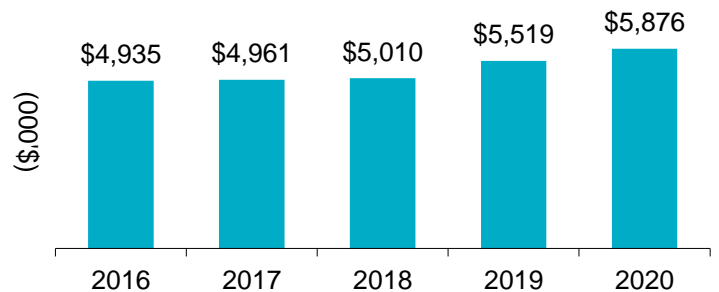
Lost-time Incidence Rate/100 Employees



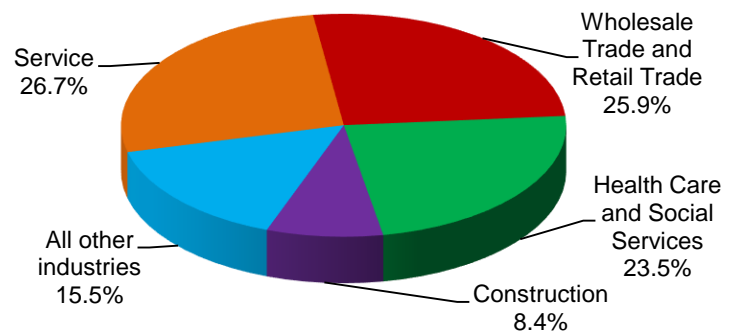
Soft Tissue Incidence Rate/100 Employees



Total Claim Payments



Percentage of Young Worker Lost-time Claims by Industry (2016-2020)



For more information

Contact WorkplaceNL at: 709.778.1552 or 1.800.563.9000
w workplace.nl.ca

WorkplaceNL

Health | Safety | Compensation

FACTS

Young Workers Industry Highlights *continued*

Young Workers

Province

	2016	2017	2018	2019	2020	2016	2017	2018	2019	2020
Lost-time	372	369	390	485	379	3,601	3,386	3,522	3,720	3,106
Health Care Only	165	134	147	153	120	1,621	1,561	1,697	1,651	1,161
Fatalities	0	0	0	1	0	13	25	36	26	35
Paid Weeks (000's)	7.8	8.1	7.9	8.5	9.5	247.4	243.5	244.3	251.5	262.4

Lost-time claims by top 5 type of accidents, 2016-2020

Type of Accident	% Total Lost-time Claims
Overexertion in lifting	12%
Fall to floor, walkway, or other surface	11%
Bodily reaction and exertion	6%
Bending/climbing/crawling/reaching/twisting	5%
Contact with hot objects or substances	5%

Lost-time claims by top 5 nature of injuries, 2016-2020

Nature of Injury	% Total Lost-time Claims
Sprains, strains, tears	37%
Back pain, hurt back	7%
Cuts, lacerations	6%
Bruises, contusions	6%
Fractures	6%

Lost-time claims by top 5 parts of body injured, 2016-2020

Body Part	% Total Lost-time Claims
Multiple body parts	13%
Shoulder, clavicle, scapula, trapezius	7%
Knee(s)	7%
Finger(s), fingernail(s)	7%
Lumbar region	7%

Lost-time claims by top 5 occupations, 2016-2020

Occupations	% Total Lost-time Claims
Food counter attendants/kitchen/related	8%
Retail salespersons and sales clerks	8%
Personal care attendants	6%
Licensed practical nurses	5%
Material handlers	4%

e safety@workplacenl.ca

For more information

Contact WorkplaceNL at: 709.778.1552 or 1.800.563.9000
w workplacenl.ca

WorkplaceNL

Health | Safety | Compensation