


FACTS

Wholesale Trade and Retail Trade



Industry Highlights

The Wholesale Trade and Retail Trade Industry includes operations involved in the wholesale and retail of products and services such as food and beverages, apparel and dry goods, household goods, motor vehicle parts and accessories, hardware, plumbing, heating and building materials, machinery, equipment and supplies.

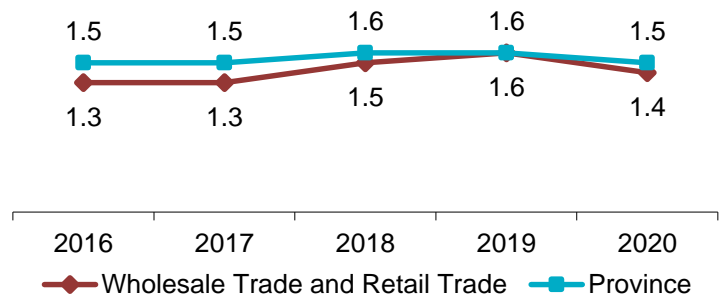
Between 2016 and 2020, annual average employment* decreased by 21.6%, from 43,100 to 33,800 in the industry.



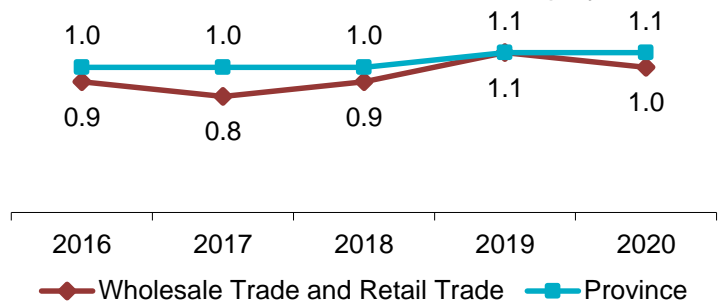
*Source: Statistics Canada

Industry Facts 2020

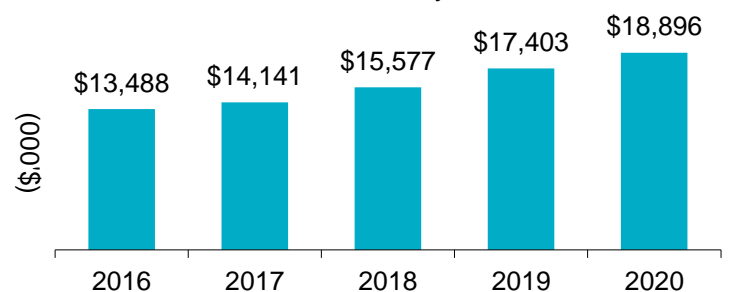
Lost-time Incidence Rate/100 Employees



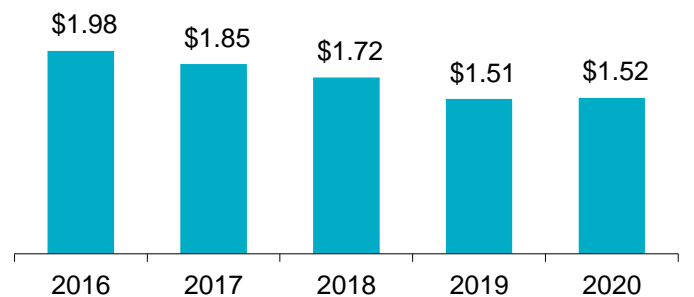
Soft Tissue Incidence Rate/100 Employees



Total Claim Payments



Average Assessment Rate



For more information

Contact WorkplaceNL at: 709.778.1552 or 1.800.563.9000
w workplacenl.ca

WorkplaceNL

Health | Safety | Compensation

FACTS

Wholesale Trade and Retail Trade Industry Highlights *continued*

Wholesale Trade and Retail Trade

Province

	2016	2017	2018	2019	2020	2016	2017	2018	2019	2020
Lost-time	579	528	554	578	487	3,601	3,386	3,522	3,720	3,106
Health Care Only	220	162	206	174	139	1,621	1,561	1,697	1,651	1,161
Fatalities	0	1	0	0	0	13	25	36	26	35
Paid Weeks (000's)	30.4	31.1	31.0	32.0	33.8	247.4	243.5	244.3	251.5	262.4

Lost-time claims by top 5 type of accidents, 2016-2020

Type of Accident	% Total Lost-time Claims
Overexertion in lifting	17%
Fall to floor, walkway, or other surface	13%
Bending/climbing/crawling/reaching/twisting	8%
Bodily reaction and exertion	5%
Overexertion in pulling or pushing objects	4%

Lost-time claims by top 5 nature of injuries, 2016-2020

Nature of Injury	% Total Lost-time Claims
Sprains, strains, tears	35%
Back pain, hurt back	8%
Cuts, lacerations	6%
Fractures	6%
Bruises, contusions	5%

Lost-time claims by top 5 parts of body injured, 2016-2020

Body Part	% Total Lost-time Claims
Multiple body parts	16%
Lumbo-sacral region	10%
Lumbar region	9%
Shoulder, clavicle, scapula, trapezius	8%
Knee(s)	5%

Lost-time claims by top 5 occupations, 2016-2020

Occupations	% Total Lost-time Claims
Retail salespersons & sales clerks	23%
Material handlers	12%
Auto service technicians/truck mechanics	11%
Grocery clerks/store shelf stockers	9%
Cashiers	6%

e safety@workplacenl.ca

For more information

Contact WorkplaceNL at: 709.778.1552 or 1.800.563.9000
w workplacenl.ca

WorkplaceNL

Health | Safety | Compensation