


FACTS

Industry Facts 2020

Transportation and Storage



Industry Highlights

The Transportation and Storage Industry includes sectors such as air, rail, truck, water transport services, public transit systems, and storage and warehousing services.

Between 2016 and 2020, annual average employment* increased by 4.1%, from 9,700 to 10,100 in the industry.

Slips, trips and falls account for

17

per cent

of total claims

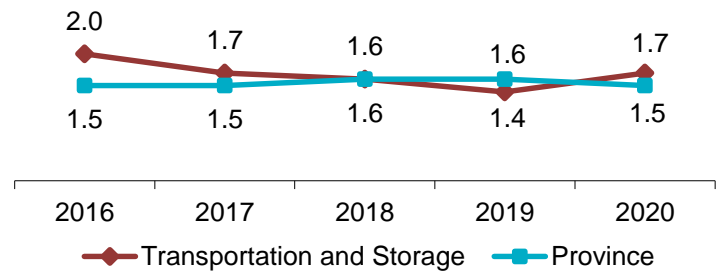
TRANSPORTATION AND STORAGE

Fall from heights incidence rate is

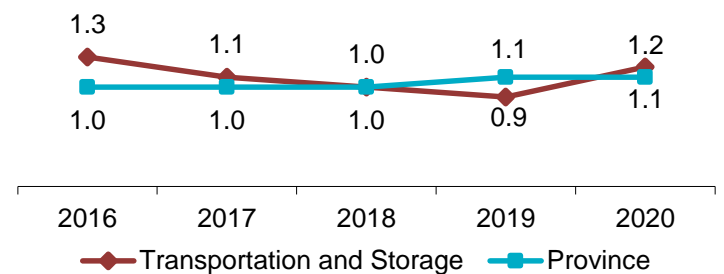
1.3

times higher than the provincial rate

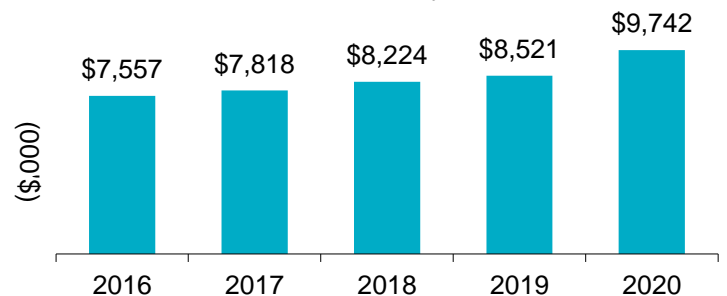
Lost-time Incidence Rate/100 Employees



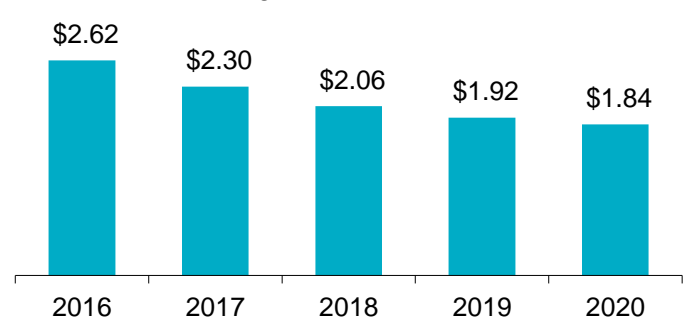
Soft Tissue Incidence Rate/100 Employees



Total Claim Payments



Average Assessment Rate



*Source: Statistics Canada

For more information

Contact WorkplaceNL at: 709.778.1552 or 1.800.563.9000
w workplace.nl.ca

WorkplaceNL

Health | Safety | Compensation

FACTS

Transportation and Storage Industry Highlights *continued*

Transportation and Storage

Province

	2016	2017	2018	2019	2020	2016	2017	2018	2019	2020
Lost-time	197	189	196	169	175	3,601	3,386	3,522	3,720	3,106
Health Care Only	65	66	69	103	38	1,621	1,561	1,697	1,651	1,161
Fatalities	1	2	0	0	2	13	25	36	26	35
Paid Weeks (000's)	14.1	14.4	13.3	13.8	14.7	247.4	243.5	244.3	251.5	262.4

Lost-time claims by top 5 type of accidents, 2016-2020

Type of Accident	% Total Lost-time Claims
Fall to floor, walkway, or other surface	16%
Overexertion in lifting	15%
Overexertion in pulling or pushing objects	7%
Bending/climbing/crawling/reaching/twisting	6%
Bodily reaction and exertion	4%

Lost-time claims by top 5 nature of injuries, 2016-2020

Nature of Injury	% Total Lost-time Claims
Sprains, strains, tears	36%
Back pain, hurt back	10%
Fractures	9%
Bruises, contusions	5%
Soreness, pain, hurt, except the back	4%

Lost-time claims by top 5 parts of body injured, 2016-2020

Body Part	% Total Lost-time Claims
Multiple body parts	17%
Lumbo-sacral region	10%
Lumbar region	9%
Shoulder, clavicle, scapula, trapezius	8%
Knee(s)	7%

Lost-time claims by top 5 occupations, 2016-2020

Occupations	% Total Lost-time Claims
Truck drivers	29%
Air transport ramp attendants	11%
Couriers and door-to-door distributors	8%
Material handlers	7%
Longshore workers	4%

e safety@workplacenl.ca

For more information

Contact WorkplaceNL at: 709.778.1552 or 1.800.563.9000
w workplacenl.ca

WorkplaceNL

Health | Safety | Compensation