

FACTS

Municipalities



Industry Highlights

Municipalities are defined as local council authorities which provide local services, facilities, safety and infrastructure for communities.

Currently, there are approximately 276 incorporated municipalities delivering services to 89 percent of the provincial population.

Between 2016 and 2020, annual average employment* increased by 20%, from 3,000 to 3,600 in the industry.

There have been

7

fatalities since 2016

MUNICIPALITIES

Fall from heights incidence rate is

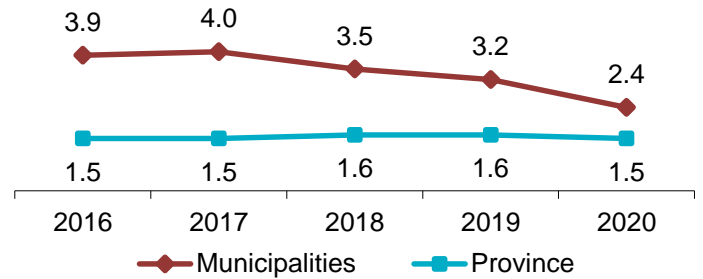
2

times higher than the provincial rate

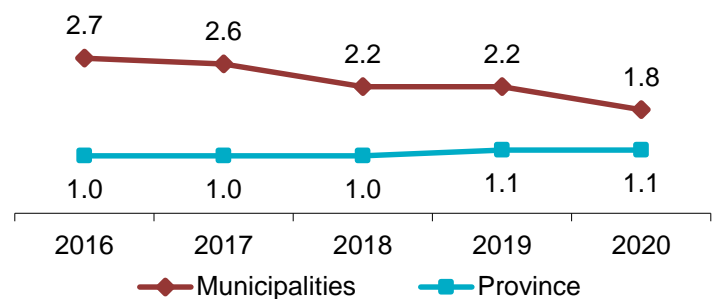
*Source: Statistics Canada

Industry Facts 2020

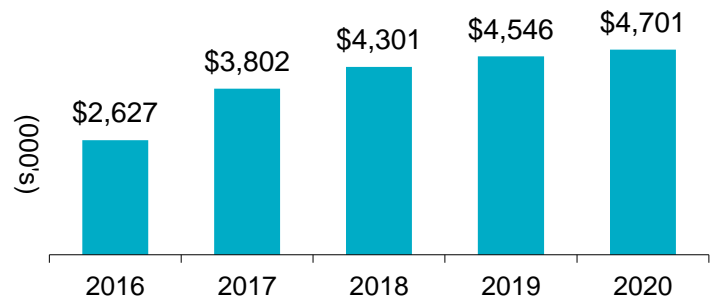
Lost-time Incidence Rate/100 Employees



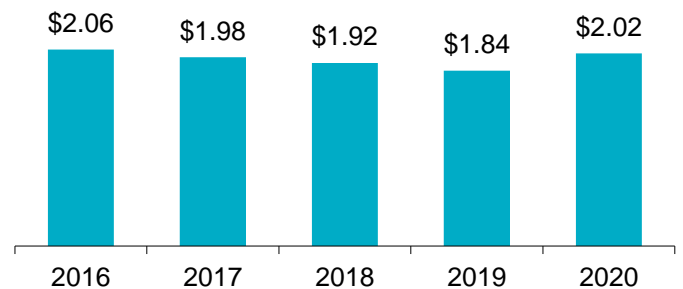
Soft Tissue Incidence Rate/100 Employees



Total Claim Payments



Assessment Rate



For more information

Contact WorkplaceNL at: 709.778.1552 or 1.800.563.9000
w/ workplacenl.ca

WorkplaceNL

Health | Safety | Compensation

FACTS

Municipalities Industry Highlights *continued*

Municipalities

Province

	2016	2017	2018	2019	2020	2016	2017	2018	2019	2020
Lost-time	116	116	128	124	88	3,601	3,386	3,522	3,720	3,106
Health Care Only	55	58	66	48	41	1,621	1,521	1,697	1,651	1,161
Fatalities	0	2	1	2	2	13	25	36	26	35
Paid Weeks (000's)	3.1	4.1	4.5	4.7	5.2	247.4	243.5	244.3	251.5	262.4

Lost-time claims by top 5 type of accidents, 2016-2020

Type of Accident	% Total Lost-time Claims
Fall to floor, walkway, or other surface	15%
Overexertion in lifting	13%
Bending/climbing/crawling/reaching/twisting	7%
Bodily reaction and exertion	5%
Struck by object	4%

Lost-time claims by top 5 nature of injuries, 2016-2020

Nature of Injury	% Total Lost-time Claims
Sprains, strains, tears	37%
Back pain, hurt back	8%
Bruises, contusions	6%
Fractures	5%
Soreness, pain, hurt, except the back	5%

Lost-time claims by top 5 parts of body injured, 2016-2020

Body Part	% Total Lost-time Claims
Multiple body parts	17%
Lumbo-sacral region	10%
Lumbar region	9%
Shoulder, clavicle, scapula, trapezius	9%
Knee(s)	7%

Lost-time claims by top 5 occupations, 2016-2020

Occupations	% Total Lost-time Claims
Public works & maintenance labourers	51%
Heavy equipment operators-except crane	18%
Heavy-duty equipment mechanics	4%
Firefighters	3%
Auto service technicians/truck mechanics	3%

e safety@workplacnl.ca

For more information

Contact WorkplaceNL at: 709.778.1552 or 1.800.563.9000
w workplacnl.ca

WorkplaceNL

Health | Safety | Compensation