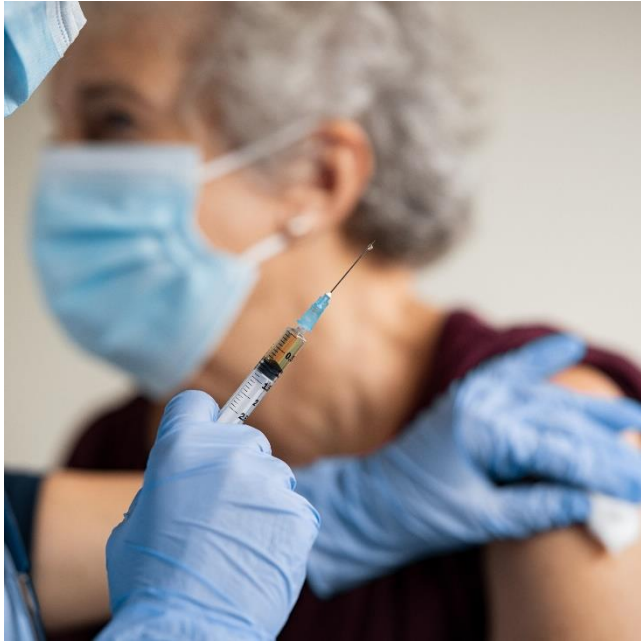


FACTS

Health Care and Social Services



Industry Highlights

The Health Care and Social Services Industry includes sectors such as hospitals, nursing homes, social services, day care services, physicians' offices, and health and community services.

Between 2016 and 2020, annual average employment* increased by 2%, from 39,200 to 40,000 in the industry.

Soft tissue incidence rate is **2** times higher than the provincial rate

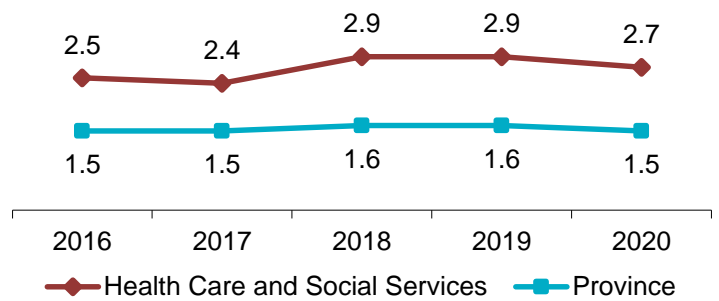
HEALTH CARE AND SOCIAL SERVICES

In 2020 **38** per cent of all back injuries are in the Health Care Industry

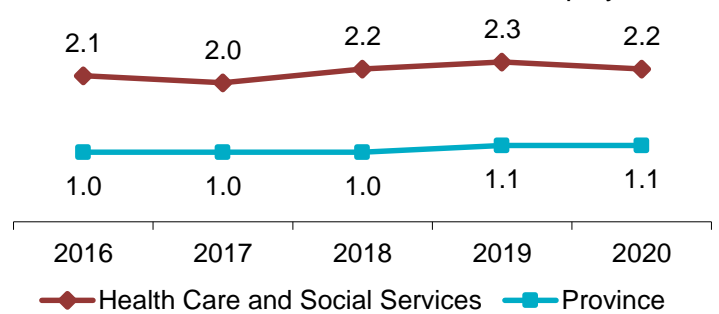
*Source: Statistics Canada

Industry Facts 2020

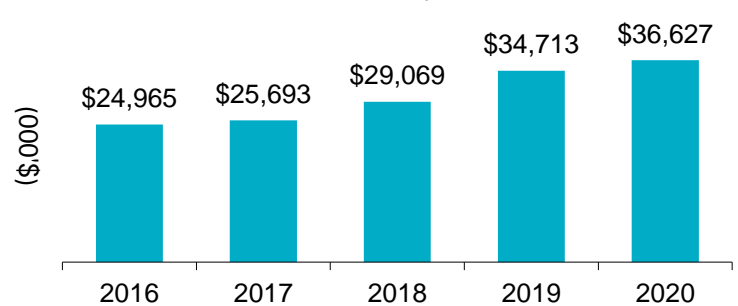
Lost-time Incidence Rate / 100 Employees



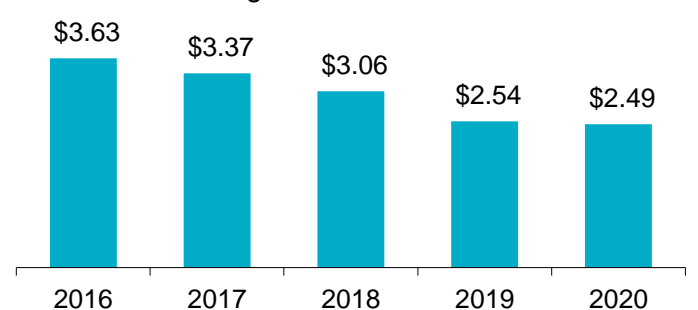
Soft Tissue Incidence Rate / 100 Employees



Total Claim Payments



Average Assessment Rate



For more information

Contact WorkplaceNL at: 709.778.1552 or 1.800.563.9000
w workplacenl.ca

WorkplaceNL

Health | Safety | Compensation

FACTS

Health Care and Social Services Industry Highlights *continued*

Health Care and Social Services

Province

	2016	2017	2018	2019	2020	2016	2017	2018	2019	2020
Lost-time	992	960	1,154	1,154	1,078	3,601	3,386	3,522	3,720	3,106
Health Care Only	287	270	389	377	302	1,621	1,561	1,697	1,651	1,161
Fatalities	0	1	0	1	1	13	25	36	26	35
Paid Weeks (000's)	54.8	54.5	57.8	62.2	67.4	247.4	243.5	244.3	251.5	262.4

Lost-time claims by top 5 type of accidents, 2016-2020

Type of Accident	% Total Lost-time Claims
Overexertion in lifting	14%
Fall to floor, walkway, or other surface	12%
Bodily reaction and exertion	11%
Bending/climbing/crawling/reaching/twisting	8%
Hitting, kicking, beating	6%

Lost-time claims by top 5 parts of body injured, 2016-2020

Body Part	% Total Lost-time Claims
Multiple body parts	22%
Shoulder, clavicle, scapula, trapezius	12%
Lumbo-sacral region	9%
Lumbar region	8%
Neck and shoulder	5%

Lost-time claims by top 5 nature of injuries, 2016-2020

Nature of Injury	% Total Lost-time Claims
Sprains, strains, tears	52%
Back pain, hurt back	8%
Bruises, contusions	4%
Rotator cuff tear	4%
Soreness, pain, hurt, except the back	4%

Lost-time claims by top 5 occupations, 2016-2020

Occupations	% Total Lost-time Claims
Personal care attendants	22%
Licensed practical nurses	15%
Light duty cleaners	12%
Registered nurses	12%
Visiting homemakers/related occupations	7%

e safety@workplacenl.ca

For more information

Contact WorkplaceNL at: 709.778.1552 or 1.800.563.9000
w workplacenl.ca

WorkplaceNL

Health | Safety | Compensation