

FACTS


Forestry



Industry Highlights

The Forestry Industry includes sectors such as wood harvesting, pulp and paper mills, and silviculture.

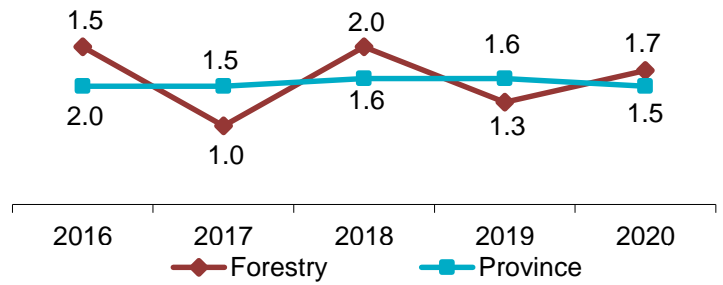
Between 2016 and 2020, there were fluctuations in the annual average employment* in the industry. However, in 2020 employment returned to the 2016 level of 1,300 workers.



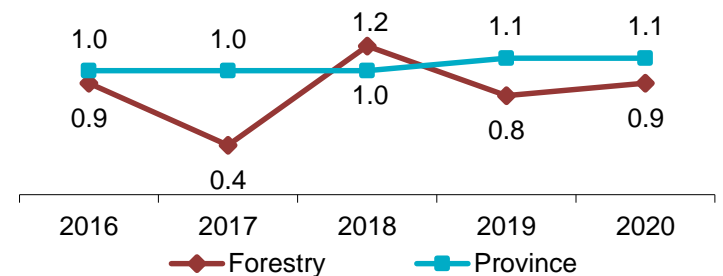
*Source: Statistics Canada

Industry Facts 2020

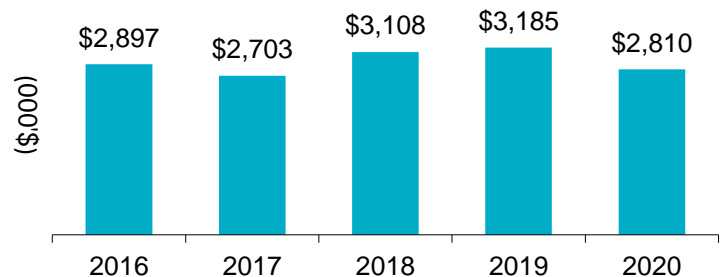
Lost-time Incidence Rate/100 Employees



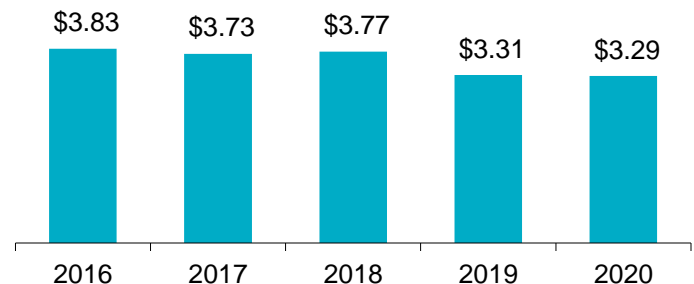
Soft Tissue Incidence Rate/ 100 Employees



Total Claim Payments



Average Assessment Rate



For more information

Contact WorkplaceNL at: 709.778.1552 or 1.800.563.9000
w workplace.nl.ca

WorkplaceNL

Health | Safety | Compensation

FACTS

Forestry Industry Highlights *continued*

Forestry

Province

	2016	2017	2018	2019	2020	2016	2017	2018	2019	2020
Lost-time	26	17	28	18	22	3,601	3,386	3,522	3,720	3,106
Health Care Only	10	17	8	11	8	1,621	1,561	1,697	1,651	1,161
Fatalities	0	0	0	2	0	13	25	36	26	35
Paid Weeks (000's)	4.6	4.4	4.8	4.1	3.6	247.4	243.5	244.3	251.5	262.4

Lost-time claims by top 5 type of accidents, 2016-2020

Type of Accident	% Total Lost-time Claims
Fall to floor, walkway, or other surface	14%
Struck by object	7%
Caught in or compressed by equipment/objects	6%
Struck against object	6%
Bending/climbing/crawling/reaching/twisting	5%

Lost-time claims by top 5 nature of injuries, 2016-2020

Nature of Injury	% Total Lost-time Claims
Sprains, strains, tears	24%
Fractures	15%
Cuts, lacerations	7%
Back pain, hurt back	5%
Bruises, contusions	5%

Lost-time claims by top 5 parts of body injured, 2016-2020

Body Part	% Total Lost-time Claims
Multiple body parts	16%
Finger(s), fingernail(s)	11%
Lumbo-sacral region	10%
Shoulder, clavicle, scapula, trapezius	9%
Knee(s)	6%

Lost-time claims by top 5 occupations, 2016-2020

Occupations	% Total Lost-time Claims
Labourers wood pulp paper process	18%
Heavy equipment operators-except crane	12%
Construction trades helpers labourers	7%
Papermakers/finishing machine operators	7%
Construction millwrights/mechanics	5%

e safety@workplacnl.ca

For more information

Contact WorkplaceNL at: 709.778.1552 or 1.800.563.9000
w workplacnl.ca

WorkplaceNL

Health | Safety | Compensation