

FACTS

Fish Processing



Industry Highlights

The Fish Processing Industry captures the processing of seafood products and services incidental to fishing such as fishing protection and inspection services.

Between 2016 and 2020, annual average employment* decreased by 23.3%, from 3,000 to 2,300 in the industry.

Serious injury rate is

3.5 times
higher than the provincial rate

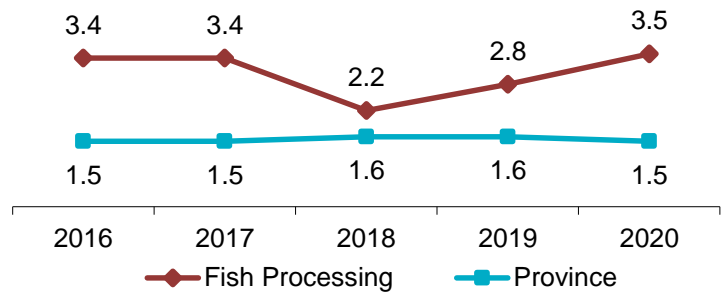
FISH PROCESSING

Foot injury rate is

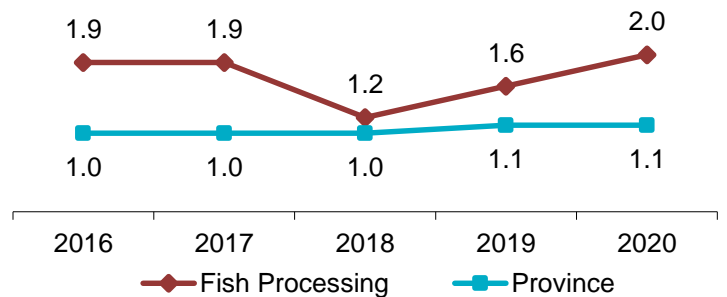
3.8 times
higher than the provincial rate

Industry Facts 2020

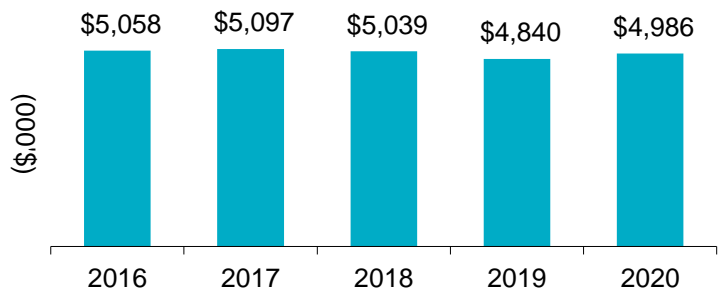
Lost-time Incidence Rate/100 Employees



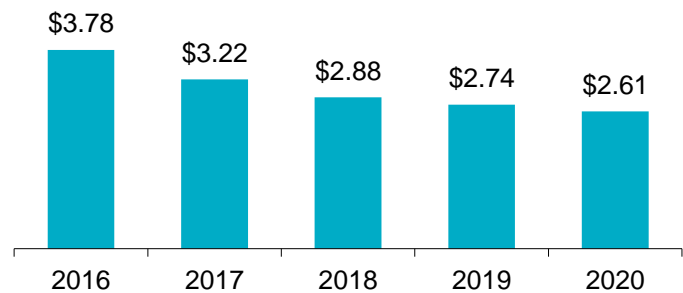
Soft Tissue Incidence Rate/100 Employees



Total Claim Payments



Average Assessment Rate



*Source: Statistics Canada

For more information

Contact WorkplaceNL at: 709.778.1552 or 1.800.563.9000
w workplace.nl.ca

WorkplaceNL

Health | Safety | Compensation

FACTS

Fish Processing Industry Highlights

continued

Fish Processing

Province

	2016	2017	2018	2019	2020	2016	2017	2018	2019	2020
Lost-time	102	85	71	76	80	3,601	3,386	3,522	3,720	3,106
Health Care Only	41	45	77	44	21	1,621	1,561	1,697	1,651	1,161
Fatalities	0	0	0	0	1	13	25	36	26	35
Paid Weeks (000's)	12.9	11.8	10.8	9.9	9.5	247.4	243.5	244.3	251.5	262.4

Lost-time claims by top 5 type of accidents, 2016-2020

Type of Accident	% Total Lost-time Claims
Fall to floor, walkway, or other surface	15%
Overexertion in lifting	9%
Caught in/compressed by equipment/objects	7%
Bending/climbing/crawling/reaching/twisting	5%
Caught in running equipment or machinery	4%

Lost-time claims by top 5 parts of body injured, 2016-2020

Body Part	% Total Lost-time Claims
Multiple body parts	19%
Shoulder, clavicle, scapula, trapezius	9%
Finger(s), fingernail(s)	8%
Hand(s), except finger(s)	8%
Lumbo-sacral region	6%

Lost-time claims by top 5 nature of injuries, 2016-2020

Nature of Injury	% Total Lost-time Claims
Sprains, strains, tears	29%
Fractures	10%
Cuts, lacerations	6%
Bruises, contusions	6%
Back pain, hurt back	5%

Lost-time claims by top 5 occupations, 2016-2020

Occupations	% Total Lost-time Claims
Labourers fish processing	43%
Fish plant workers	36%
Material handlers	2%
Testers/graders food processing	2%
Truck drivers	2%

e safety@workplacnl.ca

For more information

Contact WorkplaceNL at: 709.778.1552 or 1.800.563.9000
w workplacnl.ca

WorkplaceNL

Health | Safety | Compensation