

# FACTS

## Finance, Insurance and Real Estate



### Industry Highlights

The Finance, Insurance and Real Estate Industry includes sectors such as banking, personal and business financing, investment, real estate, and insurance.

Between 2016 and 2020, annual average employment\* decreased by 7.6%, from 7,900 to 7,300 in the industry.

Traumatic injuries to muscles, tendons, ligaments and joints account for

# 33

 per cent  
of claims since 2016

FINANCE, INSURANCE AND REAL ESTATE

Slips, trips and falls account for

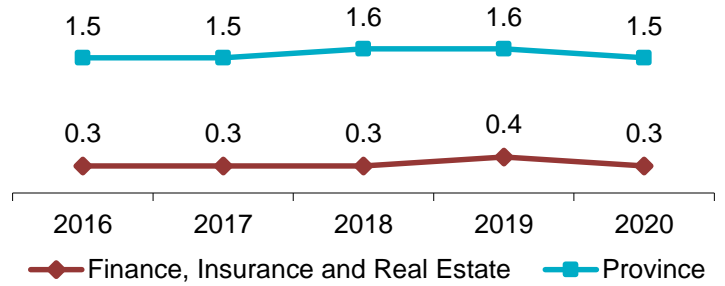
# 22

 per cent  
of claims since 2016

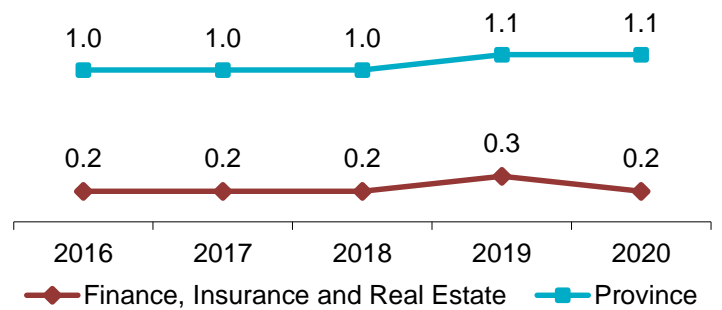
\*Source: Statistics Canada

## Industry Facts 2020

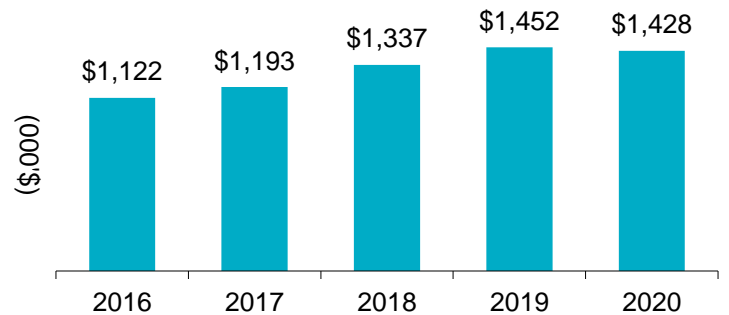
Lost-time Incidence Rate/100 Employees



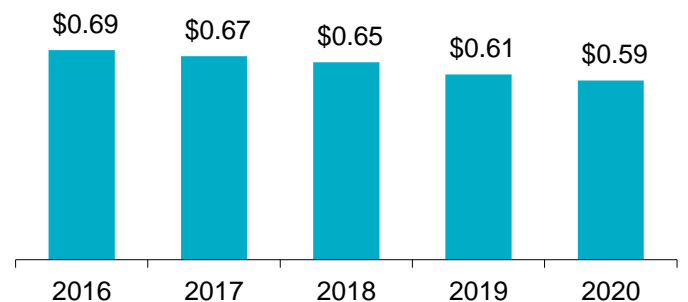
Soft Tissue Incidence Rate/100 Employees



Total Claim Payments



Average Assessment Rate



For more information

Contact WorkplaceNL at: 709.778.1552 or 1.800.563.9000  
w workplace.nl.ca

**WorkplaceNL**

Health | Safety | Compensation

# FACTS

## Finance, Insurance and Real Estate Industry Highlights *continued*

### Finance, Insurance and Real Estate

### Province

	2016	2017	2018	2019	2020	2016	2017	2018	2019	2020
Lost-time	20	20	21	26	19	3,601	3,386	3,522	3,720	3,106
Health Care Only	13	14	17	16	13	1,621	1,561	1,697	1,651	1,161
Fatalities	0	0	0	0	0	13	25	36	26	35
Paid Weeks (000's)	2.6	2.6	2.7	2.9	2.6	247.4	243.5	244.3	251.5	262.4

### Lost-time claims by top 5 type of accidents, 2016-2020

Type of Accident	% Total Lost-time Claims
Fall to floor, walkway, or other surface	24%
Repetitive motion	11%
Typing or keyentry	11%
Overexertion in lifting	8%
Bending/climbing/crawling/reaching/twisting	7%

### Lost-time claims by top 5 nature of injuries, 2016-2020

Nature of Injury	% Total Lost-time Claims
Sprains, strains, tears	45%
Fractures	6%
Bruises, contusions	4%
Concussions	4%
Radiculitis	4%

### Lost-time claims by top 5 parts of body injured, 2016-2020

Body Part	% Total Lost-time Claims
Multiple body parts	25%
Lumbo-sacral region	9%
Shoulder, clavicle, scapula, trapezius	7%
Neck and shoulder	7%
Wrist(s)	6%

### Lost-time claims by top 5 occupations, 2016-2020

Occupations	% Total Lost-time Claims
Janitors/caretakers/superintendents	21%
Insurance agents/adjusters/examiners	15%
Truck drivers	6%
Light duty cleaners	6%
Customer service representatives - finance	6%

e [safety@workplacnl.ca](mailto:safety@workplacnl.ca)

### For more information

Contact WorkplaceNL at: 709.778.1552 or 1.800.563.9000  
w [workplacnl.ca](http://workplacnl.ca)

# WorkplaceNL

Health | Safety | Compensation