

FACTS

Construction



Industry Highlights

The Construction Industry includes sectors such as building, developing and general contracting, industrial and heavy construction, and trade contracting.

Between 2016 and 2020, annual average employment* decreased by 30.6%, from 21,900 to 15,200 in the industry.

Fall from heights incidence rate is

3.4 times higher than the provincial rate

CONSTRUCTION

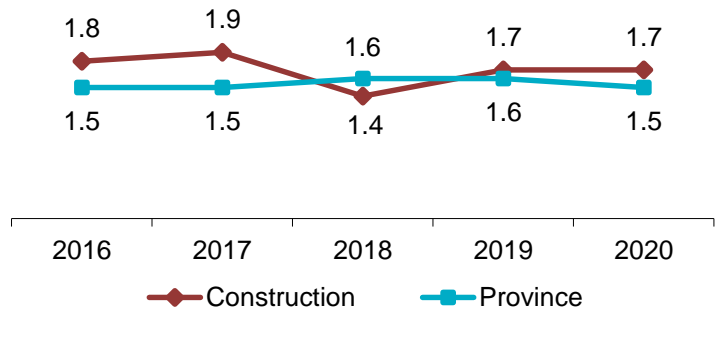
There have been

22 fatalities since 2016

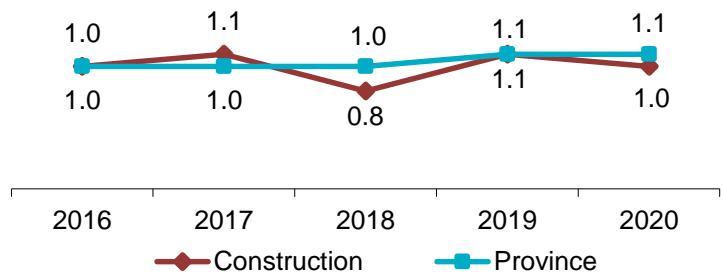
*Source: Statistics Canada

Industry Facts 2020

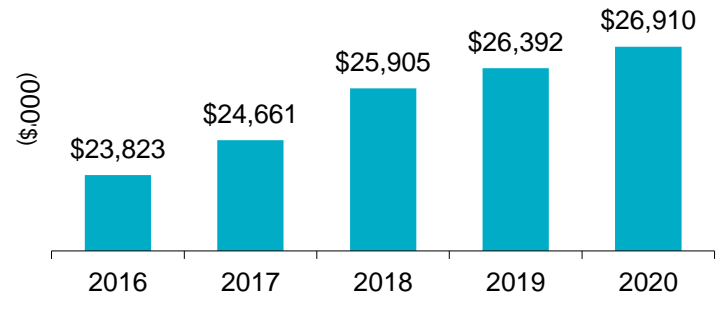
Lost-time Incidence Rate/100 Employees



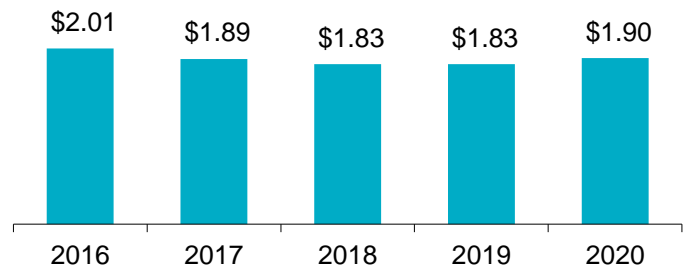
Soft Tissue Incidence Rate/100 Employees



Total Claim Payments



Average Assessment Rate



For more information

Contact WorkplaceNL at: 709.778.1552 or 1.800.563.9000
w workplace.nl.ca

WorkplaceNL

Health | Safety | Compensation

FACTS

Construction Industry Highlights *continued*

Construction

Province

	2016	2017	2018	2019	2020	2016	2017	2018	2019	2020
Lost-time	391	393	286	336	259	3,601	3,386	3,522	3,720	3,106
Health Care Only	186	157	161	155	116	1,621	1,561	1,697	1,651	1,161
Fatalities	3	3	5	5	6	13	25	36	26	35
Paid Weeks (000's)	35.4	35.4	35.1	35.0	38.4	247.4	243.5	244.3	251.5	262.4

Lost-time claims by top 5 type of accidents, 2016-2020

Type of Accident	% Total Lost-time Claims
Fall to floor, walkway, or other surface	13%
Overexertion in lifting	10%
Bending/climbing/crawling/reaching/twisting	8%
Caught in/compressed by equipment/objects	4%
Slip, trip, loss of balance-without fall	4%

Lost-time claims by top 5 nature of injuries, 2016-2020

Nature of Injury	% Total Lost-time Claims
Sprains, strains, tears	30%
Fractures	13%
Back pain, hurt back	7%
Cuts, lacerations	6%
Bruises, contusions	5%

Lost-time claims by top 5 parts of body injured, 2016-2020

Body Part	% Total Lost-time Claims
Multiple body parts	16%
Knee(s)	9%
Lumbo-sacral region	8%
Shoulder, clavicle, scapula and trapezius	7%
Lumbar region	7%

Lost-time claims by top 5 occupations, 2016-2020

Occupations	% Total Lost-time Claims
Construction trades helpers/labourers	24%
Carpenters	23%
Heavy equipment operators-except crane	4%
Truck drivers	4%
Electricians except industrial systems	4%

e safety@workplacenl.ca

For more information

Contact WorkplaceNL at: 709.778.1552 or 1.800.563.9000
w workplacenl.ca

WorkplaceNL

Health | Safety | Compensation