

FACTS

Agriculture



Industry Highlights

The Agriculture Industry includes livestock farms, dairy farms, field crop farms, horticultural specialties and service sectors incidental to agriculture, such as veterinary services.

Between 2016 and 2020, annual average employment* decreased by 13.3%, from 1,500 to 1,300 in the industry.

Serious injury rate is

2

times

higher than the provincial rate

AGRICULTURE

Back injury rates have increased

85

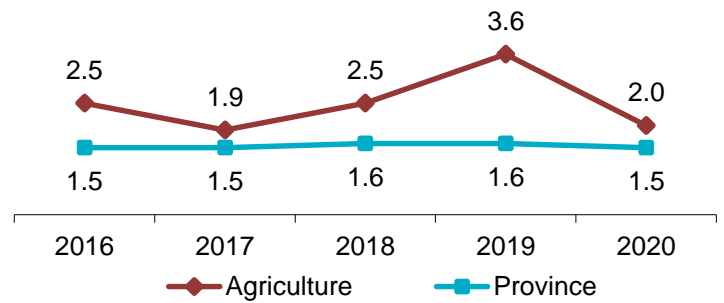
per cent

in the past 5 years

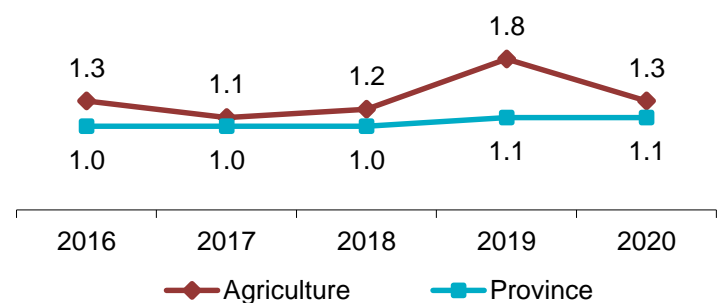
*Source: Statistics Canada

Industry Facts 2020

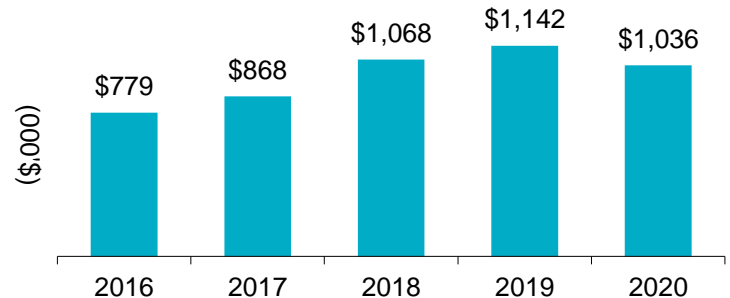
Lost-time Incidence Rate/100 Employees



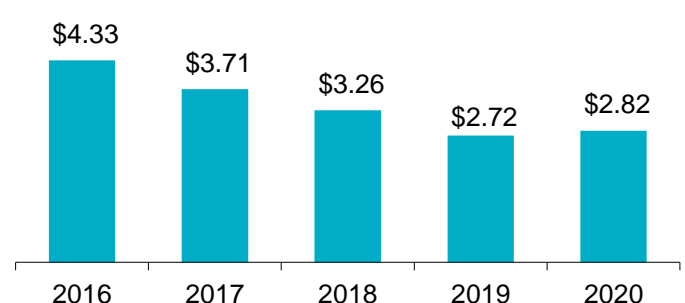
Soft Tissue Incidence Rate/100 Employees



Total Claim Payments



Average Assessment Rate



For more information

Contact WorkplaceNL at: 709.778.1552 or 1.800.563.9000
w workplace.nl.ca

WorkplaceNL

Health | Safety | Compensation

FACTS

Agriculture Industry Highlights

continued

Agriculture

Province

	2016	2017	2018	2019	2020	2016	2017	2018	2019	2020
Lost-time	37	36	40	47	26	3,601	3,386	3,522	3,720	3,106
Health Care Only	12	11	15	20	15	1,621	1,561	1,697	1,651	1,161
Fatalities	0	0	1	0	0	13	25	36	26	35
Paid Weeks (000's)	1.7	1.7	2.0	2.1	2.1	247.4	243.5	244.3	251.5	262.4

Lost-time claims by top 5 type of accidents, 2016-2020

Type of Accident	% Total Lost-time Claims
Assaults by animals	14%
Fall to floor, walkway, or other surface	12%
Overexertion in lifting	7%
Bending/climbing/crawling/reaching/twisting	5%
Repetitive motion	4%

Lost-time claims by top 5 nature of injuries, 2016-2020

Nature of Injury	% Total Lost-time Claims
Sprains, strains, tears	28%
Fractures	9%
Animal or insect bites	8%
Bruises, contusions	7%
Back pain, hurt back	5%

Lost-time claims by top 5 parts of body injured, 2016-2020

Body Part	% Total Lost-time Claims
Multiple body parts	14%
Hand(s), except finger(s)	10%
Finger(s), fingernail(s)	9%
Lumbo-sacral region	8%
Shoulder, clavicle, scapula, trapezius	6%

Lost-time claims by top 5 occupations, 2016-2020

Occupations	% Total Lost-time Claims
Labourers food/beverage processing	32%
General farm workers	22%
Vet/animal health technologists/technicians	17%
Truck drivers	7%
Pet grooming and animal care work	5%

e safety@workplacnl.ca

For more information

Contact WorkplaceNL at: 709.778.1552 or 1.800.563.9000
w workplacnl.ca

WorkplaceNL

Health | Safety | Compensation