



# INDUSTRY FACTS 2025

## Province

### Industry Highlights

Between 2021 and 2025, annual average employment\* increased by 8.8%, from 225,100 to 244,800 in the province.



**1.19**

In 2025, the lost-time incidence rate reached a new historic low!



Lost-time incidence rate decreased by

**17.9** per cent

from 1.45 to 1.19 since 2021



Lost-time soft tissue injury rate decreased

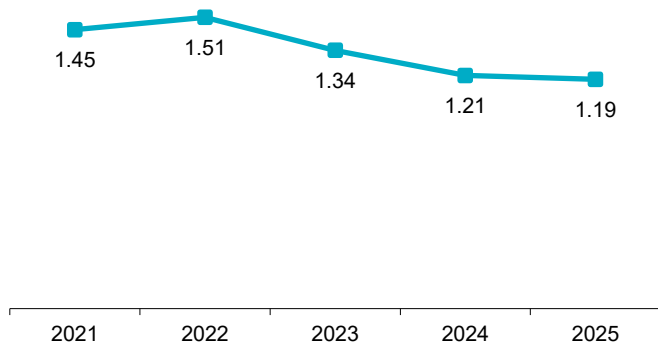
**22.1** per cent

from 1.04 to 0.81 since 2021

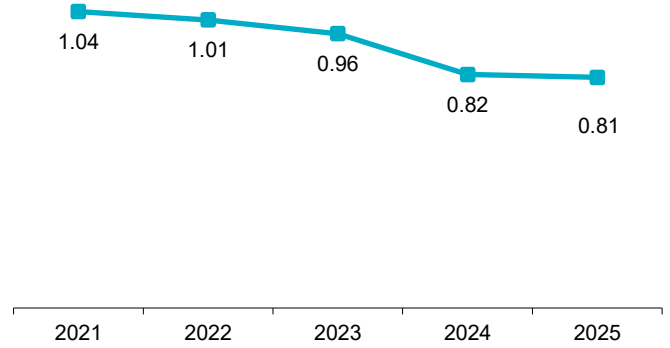
Province	2021	2022	2023	2024	2025
Lost-time Claims	3,259	3,540	3,193	2,971	2,921
Health Care Only Claims	1,130	1,190	1,093	1,032	921
Fatality Claims	18	30	15	26	17
Paid Weeks (000's)	265.1	259.0	256.0	248.0	238.7

\*Source: Statistics Canada

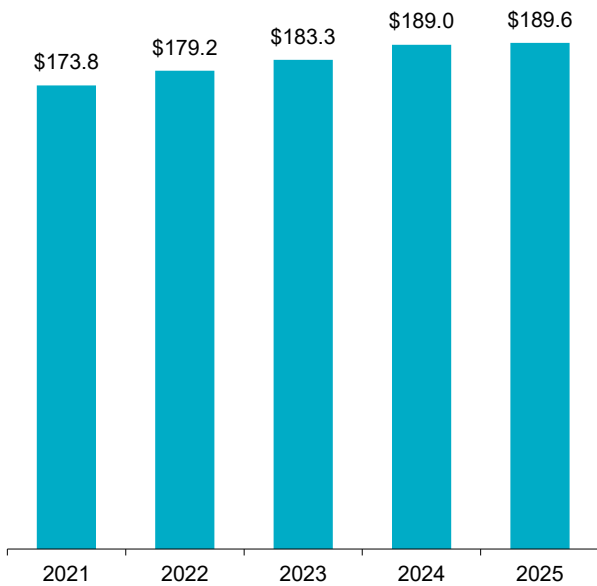
Lost-time Incidence Rate/100 Employees



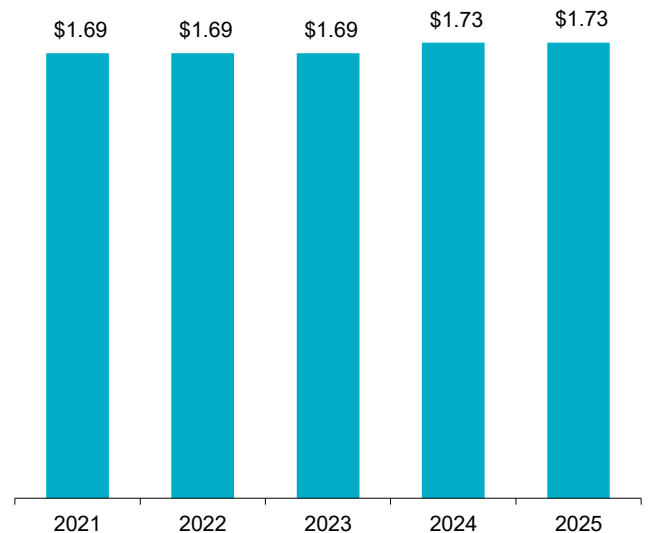
Soft Tissue Incidence Rate/100 Employees



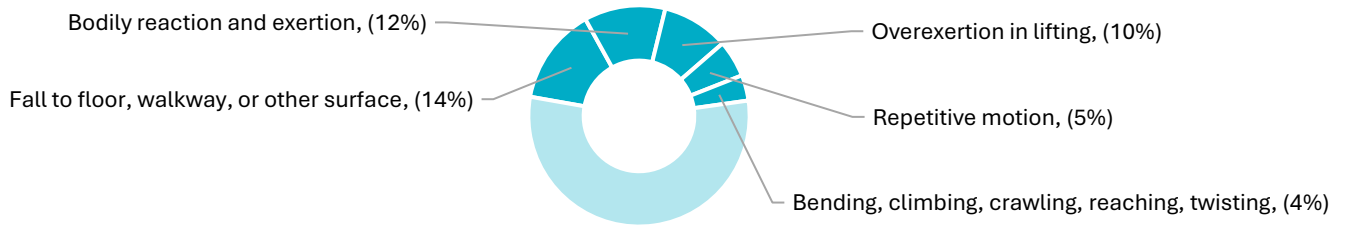
Total Claim Payments (\$,000,000)



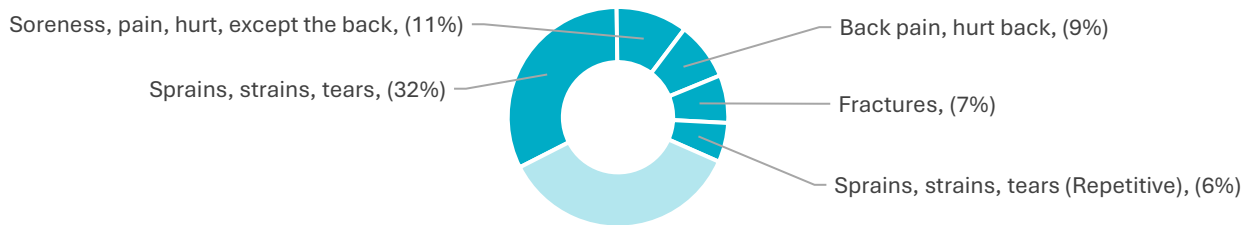
Average Assessment Rate



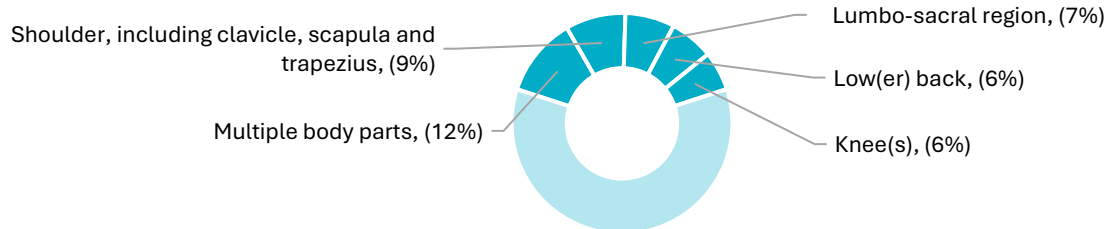
### Lost-time claims by top five type of accidents, 2021–2025



### Lost-time claims by top five nature of injuries, 2021-2025



### Lost-time claims by top five parts of body injured, 2021-2025



### Lost-time claims by top five occupations, 2021-2025

