



INDUSTRY FACTS 2025

Forestry

Industry Highlights

The Forestry Industry captures wood harvesting, pulp and paper mills, and silviculture.

Between 2021 and 2025, annual average employment* decreased by 12.5%, from 1,600 to 1,400 in the industry.



Lost-time incidence rate decreased

12.6 per cent

from 1.06 to 0.93 since 2021



Lost-time soft tissue injury rate decreased

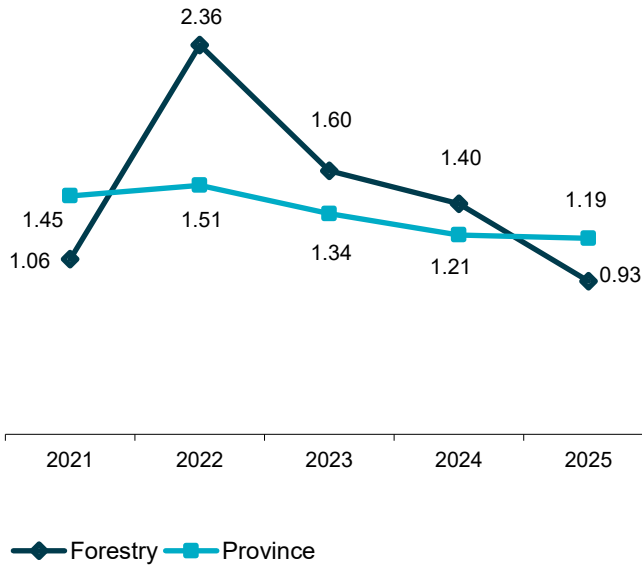
23.8 per cent

from 0.56 to 0.43 since 2021

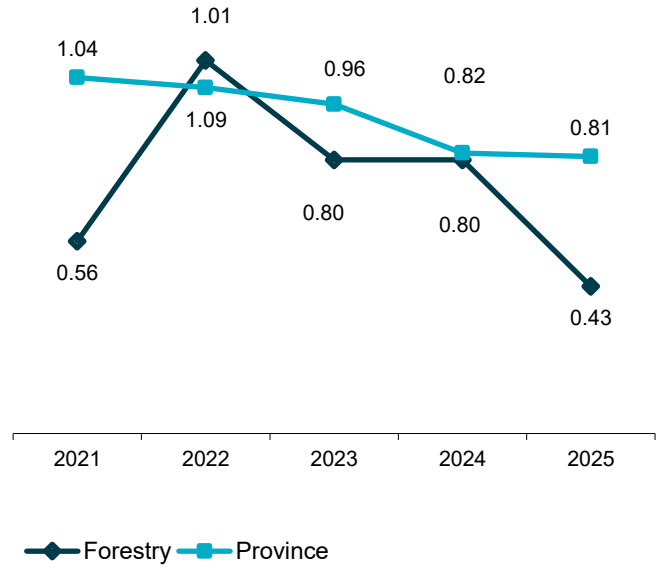
	Forestry					Province				
	2021	2022	2023	2024	2025	2021	2022	2023	2024	2025
Lost-time Claims	17	26	16	14	13	3,259	3,540	3,193	2,971	2,921
Health Care Only Claims	5	7	3	5	1	1,130	1,190	1,093	1,032	921
Fatality Claims	1	0	0	0	1	18	30	15	26	17
Paid Weeks (000's)	3.6	3.6	2.9	2.4	2.0	265.1	259.0	256.0	248.0	238.7

*Source: Statistics Canada

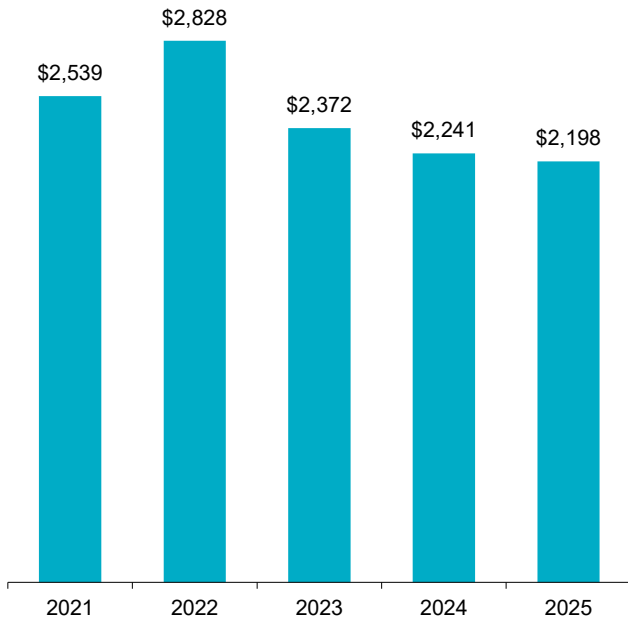
Lost-time Incidence Rate/100 Employees



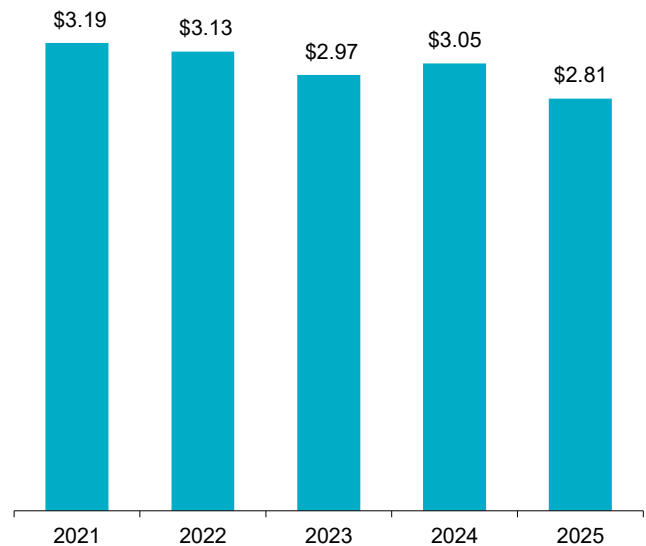
Soft Tissue Incidence Rate/100 Employees



Total Claim Payments (\$,000)



Average Assessment Rate



For more information


t. 1.800.563.9000 e. safety@workplacenl.ca

WorkplaceNL.ca

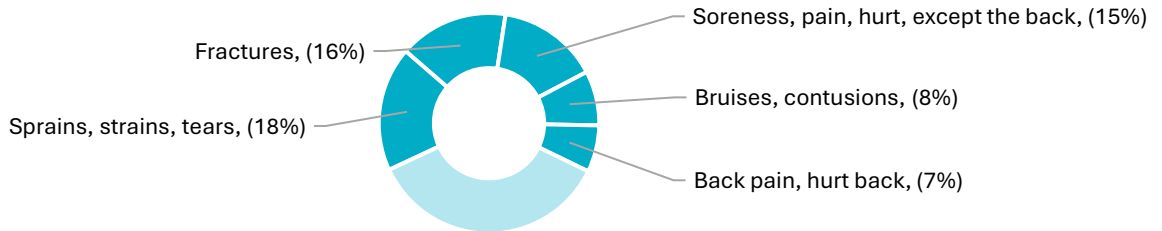
WorkplaceNL

Health | Safety | Compensation

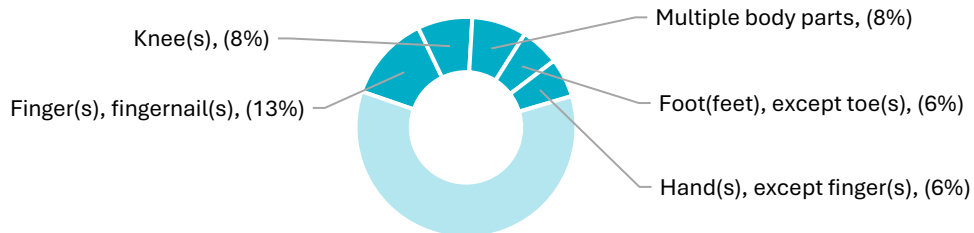
Lost-time claims by top five type of accidents, 2021–2025



Lost-time claims by top five nature of injuries, 2021-2025



Lost-time claims by top five parts of body injured, 2021-2025



Lost-time claims by top five occupations, 2021-2025

