



# INDUSTRY FACTS 2025

## Construction

### Industry Highlights

The Construction Industry captures building, developing and general contracting, industrial and heavy construction, and trade contracting.

Between 2021 and 2025, annual average employment\* increased by 5.8%, from 17,200 to 18,200 in the industry.



Lost-time incidence rate decreased by

**11.2** per cent

from 1.34 to 1.19 since 2021



Hand injury rate decreased

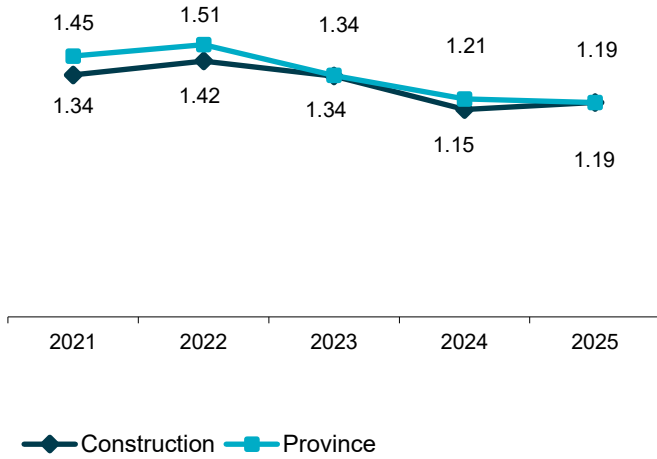
**49.0** per cent

from 3.66 to 1.87 since 2021

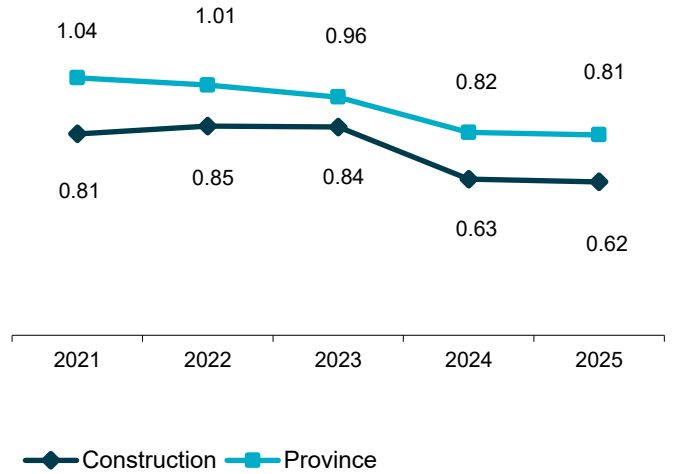
	Construction					Province				
	2021	2022	2023	2024	2025	2021	2022	2023	2024	2025
Lost-time Claims	231	267	262	228	217	3,259	3,540	3,193	2,971	2,921
Health Care Only Claims	69	111	75	88	48	1,130	1,190	1,093	1,032	921
Fatality Claims	0	3	1	4	0	18	30	15	26	17
Paid Weeks (000's)	35.7	36.0	34.8	35.0	32.3	265.1	259.0	256.0	248.0	238.7

\*Source: Statistics Canada

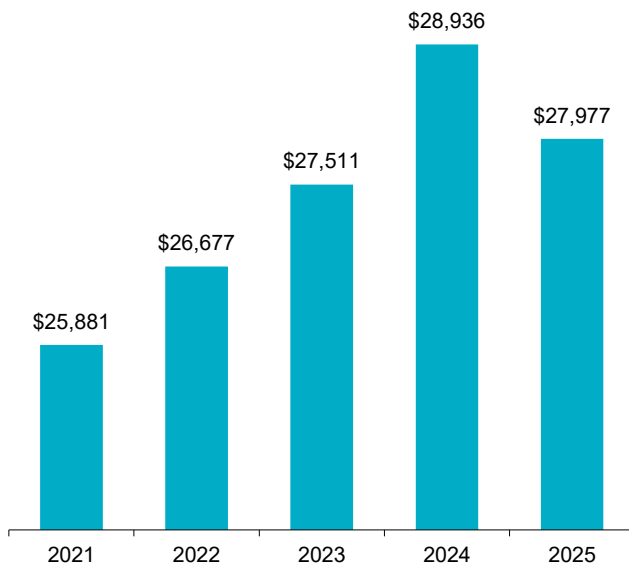
Lost-time Incidence Rate/100 Employees



Soft Tissue Incidence Rate/100 Employees



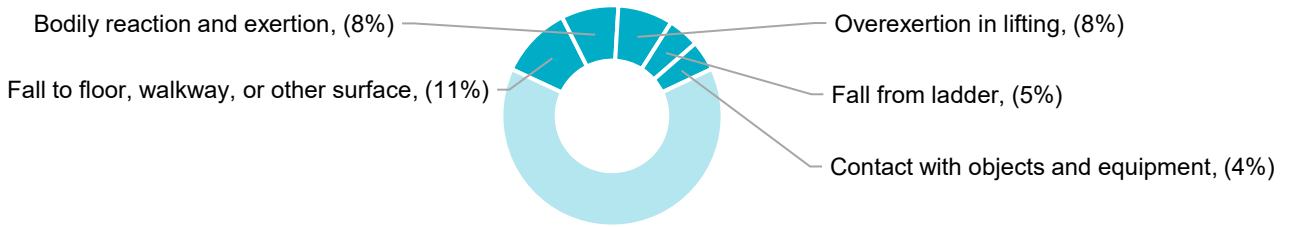
Total Claim Payments (\$,000)



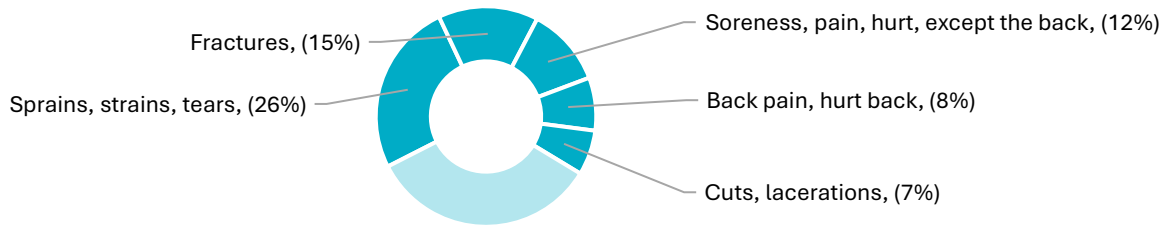
Average Assessment Rate



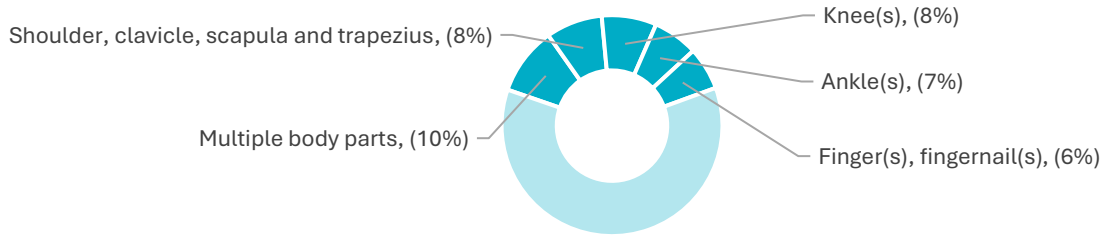
### Lost-time claims by top five type of accidents, 2021–2025



### Lost-time claims by top five nature of injuries, 2021-2025



### Lost-time claims by top five parts of body injured, 2021-2025



### Lost-time claims by top five occupations, 2021-2025

