

# FACTS

## Municipalities

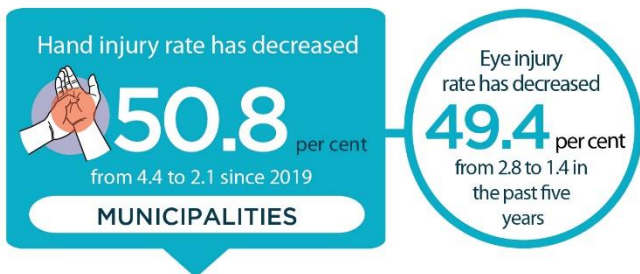


## Industry Highlights

Municipalities are defined as local council authorities which provide local services, facilities, safety and infrastructure for communities.

Currently, there are approximately 276 incorporated municipalities delivering services to 89 percent of the provincial population.

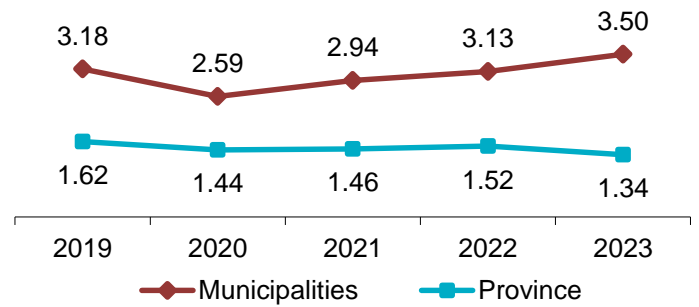
Between 2019 and 2023, annual average employment\* decreased by 28.2%, from 3,900 to 2,800 in the industry.



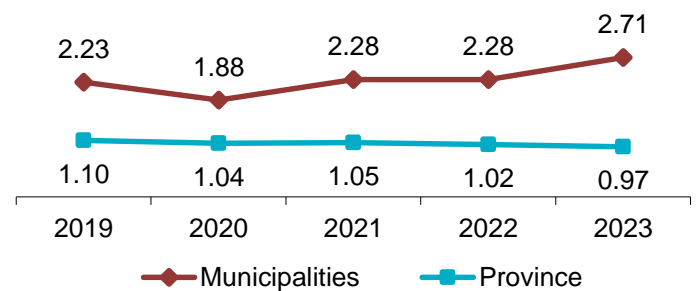
\*Source: Statistics Canada

## Industry Facts 2023

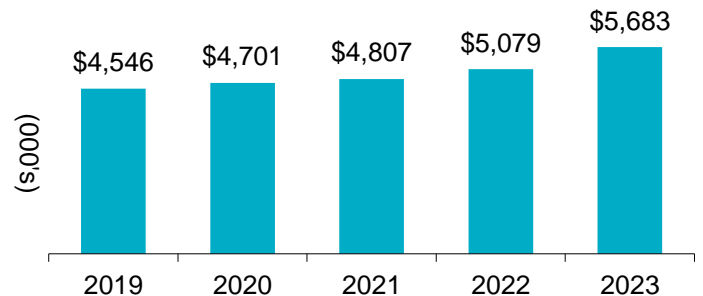
Lost-time Incidence Rate/100 Employees



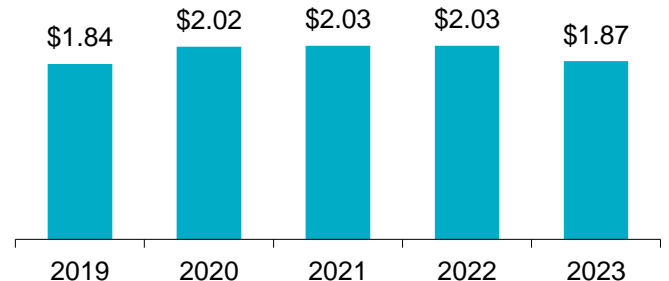
Soft Tissue Incidence Rate/100 Employees



Total Claim Payments



Assessment Rate



For more information

Contact WorkplaceNL at: 709.778.1552 or 1.800.563.9000  
w workplace.nl.ca

WorkplaceNL

Health | Safety | Compensation

# FACTS

## Municipalities Industry Highlights *continued*

### Municipalities

	2019	2020	2021	2022	2023	Province				
	2019	2020	2021	2022	2023	2019	2020	2021	2022	2023
Lost-time Claims	124	88	94	100	98	3,720	3,106	3,259	3,540	3,193
Health Care Only Claims	48	41	39	43	30	1,651	1,161	1,130	1,190	1,093
Fatality Claims	2	2	1	2	1	26	35	18	30	15
Paid Weeks (000's)	4.7	5.2	5.3	5.5	5.9	251.5	262.4	265.1	259.0	256.0

### Lost-time claims by top 5 type of accidents, 2019-2023

Type of Accident	% Total Lost-time Claims
Fall to floor, walkway, or other surface	16%
Bodily reaction and exertion	11%
Overexertion in lifting	11%
Contact with objects and equipment	5%
Bending/climbing/crawling/reaching/twisting	4%

### Lost-time claims by top 5 parts of body injured, 2019-2023

Body Part	% Total Lost-time Claims
Multiple body parts	16%
Lower back	15%
Knee(s)	8%
Shoulder, clavicle, scapula, trapezius	7%
Ankle(s)	5%

### Lost-time claims by top 5 nature of injuries, 2019-2023

Nature of Injury	% Total Lost-time Claims
Sprains, strains, tears	41%
Soreness, pain, hurt, except the back	11%
Back pain, hurt back	9%
Fractures	5%
Bruises, contusions	4%

### Lost-time claims by top 5 occupations, 2019-2023

Occupations	% Total Lost-time Claims
Public works and maintenance labourers	45%
Heavy equipment operators-except crane	20%
Public works equipment operators	8%
Firefighters	5%
Heavy-duty equipment mechanics	4%

e [safety@workplacenl.ca](mailto:safety@workplacenl.ca)

### For more information

Contact WorkplaceNL at: 709.778.1552 or 1.800.563.9000  
w [workplacenl.ca](http://workplacenl.ca)

**WorkplaceNL**

Health | Safety | Compensation