

# FACTS

## Fish Processing



### Industry Highlights

The Fish Processing Industry captures the processing of seafood products and services incidental to fishing such as fishing protection and inspection services.

Between 2019 and 2023, annual average employment\* decreased by 9.7%, from 3,100 to 2,800 in the industry.

All claims injury rate decreased

20.3

per cent

from 2.4 to 1.9

FISH PROCESSING

Head injury rate decreased

34.6

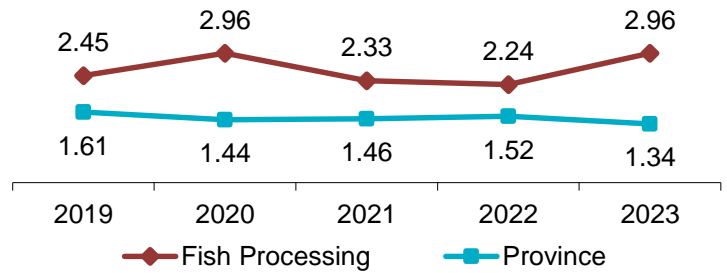
per cent

from 7.1 to 4.6

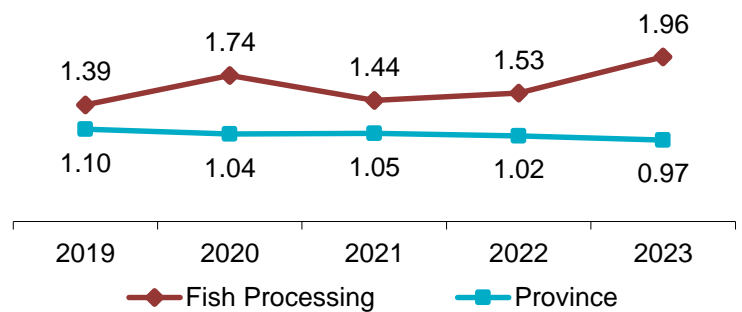
\*Source: Statistics Canada

## Industry Facts 2023

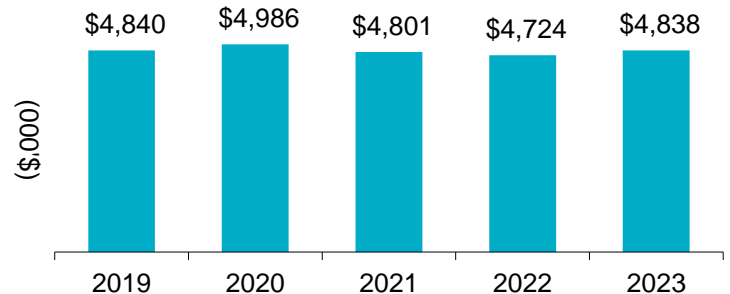
Lost-time Incidence Rate/100 Employees



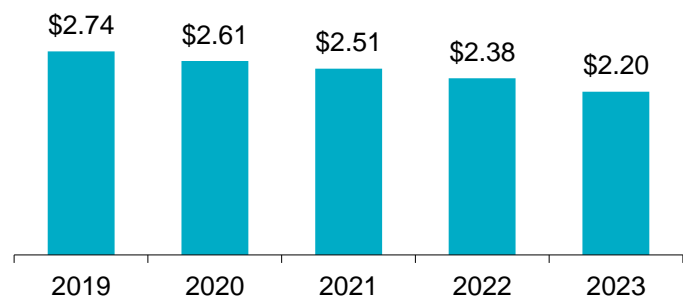
Soft Tissue Incidence Rate/100 Employees



Total Claim Payments



Average Assessment Rate



### For more information

Contact WorkplaceNL at: 709.778.1552 or 1.800.563.9000  
w workplace.nl.ca

# WorkplaceNL

Health | Safety | Compensation

# FACTS

## Fish Processing Industry Highlights

*continued*

### Fish Processing

### Province

	2019	2020	2021	2022	2023	2019	2020	2021	2022	2023
Lost-time Claims	76	80	84	76	83	3,720	3,106	3,259	3,540	3,193
Health Care Only Claims	44	21	29	21	31	1,651	1,161	1,130	1,190	1,093
Fatality Claims	0	1	1	0	0	26	35	18	30	15
Paid Weeks (000's)	9.9	9.5	8.7	8.4	7.2	251.5	262.4	265.1	259.0	256.0

### Lost-time claims by top 5 type of accidents, 2019-2023

Type of Accident	% Total Lost-time Claims
Fall to floor, walkway, or other surface	18%
Overexertion in lifting	9%
Bodily reaction and exertion	5%
Caught in/compressed by equipment/objects	4%
Fall onto or against objects	4%

### Lost-time claims by top 5 nature of injuries, 2019-2023

Nature of Injury	% Total Lost-time Claims
Sprains, strains, tears	25%
Soreness, pain, hurt, except the back	12%
Fractures	10%
Bruises, contusions	7%
Back pain, hurt back	6%

### Lost-time claims by top 5 parts of body injured, 2019-2023

Body Part	% Total Lost-time Claims
Multiple body parts	13%
Shoulder, clavicle, scapula, trapezius	8%
Finger(s), fingernail(s)	7%
Knee(s)	6%
Wrist(s)	6%

### Lost-time claims by top 5 occupations, 2019-2023

Occupations	% Total Lost-time Claims
Fish plant workers	47%
Labourers fish processing	28%
Specialized cleaners	6%
Janitors/caretakers/superintendents	4%
Other trades helpers labourers	2%

e [safety@workplacenl.ca](mailto:safety@workplacenl.ca)

### For more information

Contact WorkplaceNL at: 709.778.1552 or 1.800.563.9000  
w [workplacenl.ca](http://workplacenl.ca)

# WorkplaceNL

Health | Safety | Compensation