

FACTS

Health Care and Social Services



Industry Highlights

The Health Care and Social Services Industry captures hospitals, nursing homes, social services, day care services, physicians' offices, and health and community services.

Between 2018 and 2022, annual average employment* increased by 8.8%, from 40,900 to 44,500 in the industry.

Mental health incidence rate is

2.6

times higher than the provincial rate

HEALTH CARE AND SOCIAL SERVICES

Assaults and violent acts injury rate is

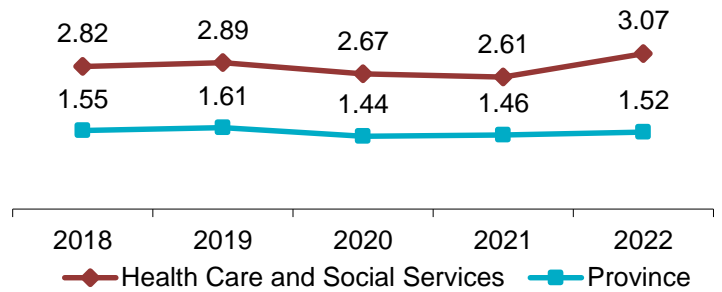
3.9

times higher than the provincial rate

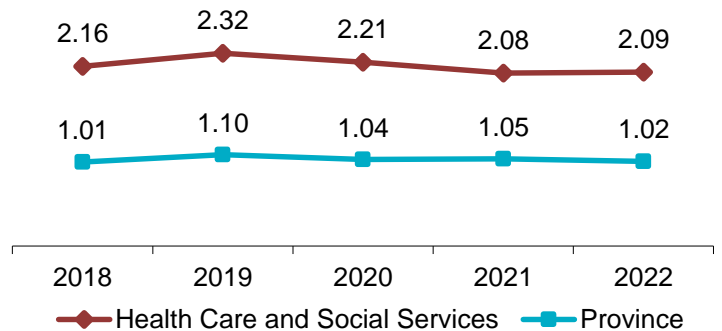
*Source: Statistics Canada – Employment rebased January, 2023

Industry Facts 2022

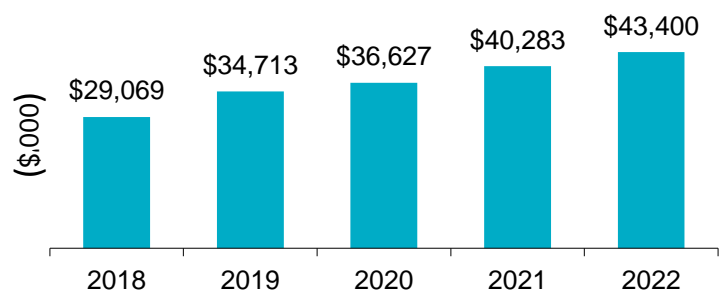
Lost-time Incidence Rate/100 Employees



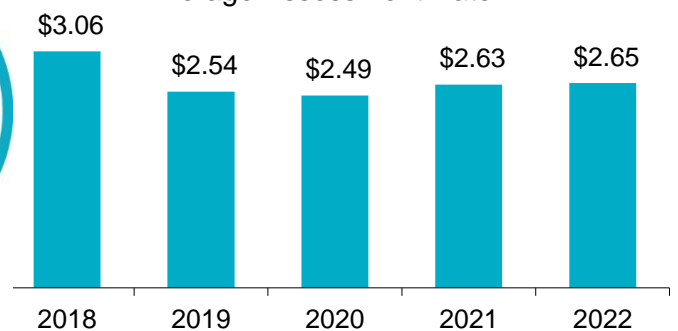
Soft Tissue Incidence Rate/100 Employees



Total Claim Payments



Average Assessment Rate



For more information

Contact WorkplaceNL at: 709.778.1552 or 1.800.563.9000
w workplace.nl.ca

FACTS

Health Care and Social Services Industry Highlights *continued*

Health Care and Social Services

Province

	2018	2019	2020	2021	2022	2018	2019	2020	2021	2022
Lost-time Claims	1,154	1,154	1,078	1,124	1,364	3,522	3,720	3,106	3,259	3,540
Health Care Only Claims	389	377	302	308	247	1,697	1,651	1,161	1,130	1,190
Fatality Claims	0	1	1	0	0	36	26	35	18	30
Paid Weeks (000's)	57.8	62.2	67.4	71.3	72.8	244.3	251.5	262.4	265.1	259.0

Lost-time claims by top 5 type of accidents, 2018-2022

Type of Accident	% Total Lost-time Claims
Bodily reaction and exertion	15%
Fall to floor, walkway, or other surface	12%
Overexertion in lifting	11%
Bending/climbing/crawling/reaching/twisting	6%
Hitting, kicking, beating	5%

Lost-time claims by top 5 nature of injuries, 2018-2022

Nature of Injury	% Total Lost-time Claims
Sprains, strains, tears	47%
Back pain, hurt back	8%
Soreness, pain, hurt, except the back	7%
COVID-19 (when diagnosed with)	4%
Bruises, contusions	4%

Lost-time claims by top 5 parts of body injured, 2018-2022

Body Part	% Total Lost-time Claims
Multiple body parts	20%
Lower back	13%
Shoulder, clavicle, scapula, trapezius	11%
Neck and shoulder	5%
Respiratory system	4%

Lost-time claims by top 5 occupations, 2018-2022

Occupations	% Total Lost-time Claims
Personal care attendants	23%
Licensed practical nurses	14%
Registered nurses	11%
Light duty cleaners	11%
Visiting homemakers/related occupations	9%

e safety@workplacenl.ca

For more information

Contact WorkplaceNL at: 709.778.1552 or 1.800.563.9000
w workplacenl.ca

WorkplaceNL

Health | Safety | Compensation